

---

# INDY PARKS FOR ALL

---




---

## 2023 COMPREHENSIVE MASTER PLAN UPDATE

---

MAYOR JOE HOGSETT  
DIRECTOR PHYLLIS BOYD





Highland Park





Mayor Joe Hogsett

Dear Reader,

On behalf of the City of Indianapolis, I am writing to express my strong support of Indy Parks' 2023 Comprehensive Master Plan. An update of the 2017 Plan, our new Parks master plan is a 5-year plan aimed at improving and expanding parks, facilities, programs, and services citywide.

Indy Parks' 2023 Comprehensive Master Plan is guided by community input and reflects the wants and desires of our diverse neighborhoods and communities. The proposed plan aims to address some of the most pressing needs of our parks and recreational facilities, including improving their overall condition, expanding access to diverse recreational programs, and enhancing the quality of services provided to residents. By investing in our parks and recreational facilities, we can create a more vibrant and inclusive community that offers something for everyone.

Everyone deserves safe access to quality park and recreation offerings, regardless of race, age, gender, socioeconomic status, ability, identity, or zip code. The value of parks and what they offer affect our quality of life in many ways. Parks and greenspaces provide opportunities for improved physical and mental health, connectivity with nature, programs, and services for our communities, and a space for families, children, and individuals to gather. By expanding and improving our park system, we are creating more opportunities for residents to engage in healthy activities and build relationships with their neighbors.

The plan also includes provisions to address the specific needs of underrepresented communities, including the development of more accessible facilities and programs. Equity is a driving force for the City of Indianapolis and is foundational to our shared vision of a safe, welcoming, and thriving community. Indy Parks plays a critical role in this continued work, and our focus on equity is supported citywide by cross-departmental collaboration.

The City of Indianapolis is proud to support Indy Parks' 2023 Comprehensive Master Plan to improve and expand Indianapolis' parks, facilities, programs, and services which is a critical investment in the future of our city. By making these investments now, we can create a stronger, more vibrant, and more inclusive community that benefits us all. This plan reflects the diverse voices that make up our great city of Indianapolis and we are proud to present our vision for the future of Indy Parks and Recreation that is based on community input, as we work towards a shared vision of #IndyParksforAll.

Sincerely,

Joe Hogsett  
Mayor  
City of Indianapolis







Indy Parks Director,  
Phyllis Boyd

In the last six years since our previous plan was adopted, Indianapolis has undergone significant change. Our population has increased steadily and is continuing to become more diverse. The global impacts of a multiyear pandemic and an ongoing fight for racial justice have changed how we value and utilize our parks and recreation system. We saw a need for parks and greenspaces increase during, and since, the pandemic, as safe spaces for physical and mental wellbeing, recreation, nature, and cultural experiences have become increasingly important. We also strengthened our organization's commitment to dismantling systemic racism by creating goals and action steps we can take as an organization to be more equitable and inclusive – both for our team and for the communities we serve. As we envision the future of our parks and recreation system, it is clear that community must be at the center to truly create #IndyParksforAll.

Indy Parks' 2023 Comprehensive Master Plan, which is an update to the 2017 Plan, serves as a blueprint to ensure our parks and greenspaces, programs, services, and amenities equitably reflect our diverse and growing community's values and needs. It analyzes where we currently are, and where we want to be in the next five years and beyond. To ensure diverse voices were heard, we worked with partners to create an inclusive community outreach process that intentionally engaged neighborhood residents, multicultural and immigrant communities, indigenous community leaders, youth and school groups, partners and stakeholders, and park users. This Plan will help us prioritize how we maintain and improve existing parks and facilities, expand our programs and services to address community needs, allocate funding and resources, continue to support and invest in our staff, tell the story of why Indy Parks matters, and invest in parks for the future. With a community-driven approach, we envision activated parks as cultural hubs, community gathering spots, and places to connect to nature through transformative, enriching experiences. Our updated mission, vision, and values, as well as the goals and strategies outlined in the Plan, will serve as a guide for staff, partners, stakeholders, and City leaders to continue developing Indy Parks over the next five years.

Indy Parks is committed to being a leader in shaping a more inclusive future for our community. I would like to thank our Indianapolis community members, Indy Parks staff, stakeholders, partners, and park users who participated in the process of developing the 2023 Comprehensive Master Plan. We also appreciate the support and dedication shown by our Indy Parks Board, City Councilors, Mayor, and Deputy Mayors. Your collective insight helped shape a strong and inspiring vision for the future of #IndyParksforAll – a parks and recreation system with high-quality, equitably distributed parks and facilities for all. It is our sincere hope that this Plan reflects what is important to you as it leads us into a healthier and more vibrant future.

Sincerely,

Phyllis Boyd  
Director  
Indy Parks and Recreation



# ACKNOWLEDGEMENTS

We would like to thank the many residents and community members of Indianapolis and Marion County, Indy Parks staff, partners, and stakeholders who provided extensive community input for the development of this Indy Parks Comprehensive Master Plan. The efforts of the community through this Plan will continue to ensure the success of Indy Parks.

## Indy Parks and Recreation

Phyllis Boyd  
Director

Andre Denman  
Principal Park Planner

Don Colvin  
Deputy Director – Parks Planning

Julee Jacob  
Senior Project Manager – Special Projects

Kimberly Campbell  
Deputy Director – Programs and Operations

Ben Jackson  
Senior Planner

Angela Clark  
Chief Financial Officer

Amy Anderson  
Senior Manager – Community Partnerships

Kavita Mahoney  
Chief Strategy Officer

Isabel Ramsey  
Public Information Officer

Phil Trbovic  
Chief Audit and Technology Officer

The Entire Indy Parks Team

## Land Stewardship

Don Miller, Manager

Brenda Howard, Senior Ecologist

Jacob Brinkman, Ecologist

## Indy Parks Board

Larry Bates

Kirsten Eamon-Shine

Andrea Scott

Joseph Wynns

## Consulting Team

Next Practice Partners, LLC, Lead Consultant

Engaging Solutions

Immigrant Welcome Center

The Learning Tree





# TABLE OF CONTENTS

EXECUTIVE SUMMARY	12
1.1 INTRODUCTION	14
1.2 MASTER PLAN PROCESS, PURPOSE, AND GOALS	15
1.3 CURRENT PARKS MAP AND DEFINITION OF PLANNING AREA	17
1.4 PARKS BOARD AND DEPARTMENT INFORMATION	18
1.5 MISSION, VISION, VALUES AND RACIAL EQUITY	22
1.6 COMMUNITY PROFILE SUMMARY	26
1.7 COMMUNITY INPUT SUMMARY	30
1.8 PROGRAM AND SERVICES ASSESSMENT SUMMARY	32
1.9 LEVELS OF SERVICE AND EQUITY MAP SAMPLE	34
1.10 MAJOR OUTCOMES AND GOALS	36
1.11 CONCLUSION	39
1.12 ADOPTION RESOLUTIONS	40





# 1

# EXECUTIVE SUMMARY





# 1.1 INTRODUCTION




Indy Parks for All, the 2023 Indy Parks Comprehensive Master Plan Update, is an update to the previously adopted 2017 Indy Parks & Recreation Comprehensive Master Plan. It was developed to provide a vision for how the Indianapolis Parks and Recreation Department (Indy Parks) manages the needs and resources of residents for the next five to ten years.

The Comprehensive Master Plan will inform residents where Indy Parks is currently positioned and what the future can hold for parks, public spaces, recreation facilities, and programs in this great city. The Master Plan is a roadmap and shared vision for the future shaped by community values, unmet needs, and evolving demographics and trends.

Every great city looks to a great park system to support the quality of life for residents and to attract new residents and visitors. The park system that Indianapolis residents desire is a critical part of the public domain. This Master Plan illustrates all the positive elements of the park and recreation system and clarifies areas that need to be addressed to help make Indianapolis an even greater city for all its residents. Investing in park improvements and programs is an investment in our communities.

The following information illustrates what Indy Parks is responsible for managing. This data provides insight to the park system amenities offered to the residents in the community.

- Garfield Park, Indianapolis' first park, acquired in 1873
- Indy Parks manages 11,608 acres of park property
- Eagle Creek, Indy Parks' largest park at 4,279 acres, acquired in 1962
- 165 full-time staff who manage 214 park properties
- Operating Budget (2022 budget): \$33,387,698
- Capital spending (2022 budget): \$62,850,000



# 1.2 MASTER PLAN PROCESS, PURPOSE, AND GOALS

Beginning in 2022, Indy Parks began the process of updating the previously adopted 2017 Indy Parks & Recreation Comprehensive Master Plan. Many changes have occurred over the last several years in the City of Indianapolis and in Marion County. Demographic growth of the region continues to enhance the need for more open space and for the protection of natural resources, which includes the need for quality parks, recreation facilities, and program services. As a nationally accredited agency, Indy Parks and Recreation seeks to update its plan every five years, thus resulting in this 2023 Comprehensive Master Plan Update. This plan builds on the 2017 plan and seeks to update the roadmap to reflect our changing community needs in a more inclusive and innovative manner, so that everyone can truly access the variety of Indy Parks' offerings in an equitable way.

## PROJECT PROCESS & PURPOSE

The foundation of the Indy Parks Comprehensive Master Plan included many public participation processes. It was very important to engage as many community members as possible in the planning process and to encourage involvement from others who typically do not participate. The outcomes, as outlined in this plan, provide guidance for short-term and long-term goals in a financially sustainable and achievable manner. The plan represents Marion County's renewed commitment to providing a quality park and recreation system. The process of developing the Comprehensive Master Plan followed a logical planning path, as described below.



This document is not intended to be an end product. The plan is rather a means to guide the provision of parks and recreation and to advance the overall mission, vision, and racial equity goals of Indy Parks. The goal is to guide the delivery of excellent parks, trails, public facilities, activities, programs, and services that will contribute to community prosperity and improve the quality of life for residents and visitors to Indianapolis.

The purpose of this plan is three-fold. First, it puts into place a systematic inventory, analysis, and assessment of the park system that helps address unmet needs, now and in the future. Second, the master plan will determine the context and provision of needs for park and recreation facilities and programs citywide. Third, it will specifically measure the effectiveness of programs and services, as well as park amenities for years to come. Ultimately, this work will guide Indy Parks in an appropriate direction for current and future programs and services and provide specific means to meet the vision, mission, and racial equity goals. This study is essentially a process of determining: "Where are we, where do we want to be, and how do we get there?"



As with any quality comprehensive planning process, the community and Indy Parks and City of Indianapolis staff were highly involved in the development of the master plan. Community engagement efforts included a diverse reach through:

- Neighborhood outreach meetings
- Multilingual and multicultural public meetings
- Stakeholder focus groups
- Key leader meetings with City leaders and partners
- Youth focus groups from schools and other youth organizations
- Outreach to communities with disabilities
- Outreach to local Native American leaders
- Church and religious group meetings
- Youth-focused surveys
- Community-wide surveys
- ADA accessible and multilingual project website: [www.PlanIndyParks.com](http://www.PlanIndyParks.com)
- Staff focus groups
- Staff organizational culture survey

These strategies were used to prioritize and identify the issues that needed to be addressed in the master plan and to support the key recommendations that need to be implemented over the next five years. The master plan is a living document with many moving elements that must be achieved simultaneously.

## PROJECT GOALS

To build the 2023 Comprehensive Master Plan Update, we aimed to address the expressed needs of residents for the next five years. Key goals for the creation of the plan included:

- Ensure an inclusive community outreach process to identify the community's current needs
- Learn from the best park systems around the country and measure our progress since the last plan
- Seek national reaccreditation through the Commission for the Accreditation of Parks and Recreation Agencies (CAPRA)
- Position the Department for future funding and partnership opportunities to continue implementation
- Have a vision that is equitable and realistic to move us forward



## 1.3 CURRENT PARKS MAP AND DEFINITION OF PLANNING AREA

The planning area for the Master Plan includes all areas within the boundaries of Marion County. While this plan recognizes that the actual service areas of some Indy Parks' facilities, parks, and programs may extend beyond the defined boundaries of the planning area, the primary purpose of this plan is to, first and foremost, identify and address the park and recreation needs of Indianapolis residents. The Indy Parks map depicts the planning area and location of Indy Parks' sites, as well as other municipal facilities within Marion County.

The following park system map outlines the current planning area:





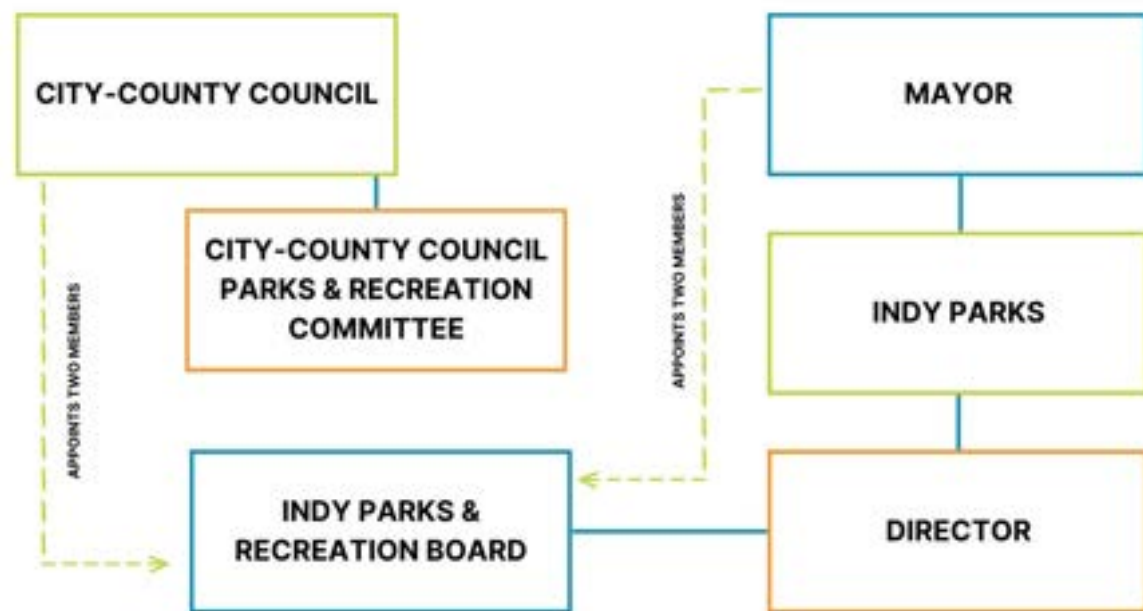
# 1.4 PARKS BOARD AND DEPARTMENT INFORMATION

## CURRENT INDY PARKS ORGANIZATION AND BUDGET

Indy Parks provides parks, greenspaces, recreation and aquatic facilities, and programs and services throughout the City of Indianapolis and Marion County, Indiana. Indy Parks enforces city ordinances and state laws pertaining to parks and recreation facilities. It has the authority to levy general property taxes to acquire, operate and maintain park and recreation facilities, and it also has the power to issue General Obligation Bonds for the same purpose.

Within the Consolidated Government of Indianapolis-Marion County, the Mayor, serving as the chief executive, and the City-County Council, serving as the legislative body, are both elected by Indianapolis citizens. The Mayor oversees the city department of Indy Parks and appoints the department's Director, with the appointment then being confirmed by the City-County Council. The City-County Council also has a Parks & Recreation sub-committee that meets publicly with the Indy Parks director to discuss parks related ideas, concerns, comments, and updates. The City-County Council Parks and Recreation Committee also reviews the Parks Department's annual budget and reports back to the full council with a recommendation. The Indy Parks & Recreation Board oversees departmental policies, reviews the annual budget, approves all contracts, and advises the City and the Department on the acquisition, development, and operation of its recreation properties and facilities. The Parks Board hosts a public monthly meeting and is comprised of 5 members: Director of Indy Parks (Board Chair), 2 community members appointed by the City-County Council, and 2 community members appointed by the Mayor. The four appointed members serve renewable one-year terms.

The following diagram outlines the governing and authority structures as it relates to Indy Parks:



## ORGANIZATIONAL STRUCTURE OVERVIEW

The Indy Parks organizational structure has changed since the last Comprehensive Plan was completed in 2017, restructuring some components to create a more efficient operation. Park Maintenance continues to operate under the Department of Public Works (DPW), as well as Land Stewardship and Forestry and Beautification. Although they remain as park properties, the responsibility for Greenways and Trails upkeep, maintenance, and development has been transferred to DPW who works closely with Indy Parks to support these areas. The current Park Rangers continue to operate under the Indianapolis Metropolitan Police Department, but new ranger positions are being added under Indy Parks as more research and development goes into a ranger program that will eventually fully operate within the Parks Department.

The current organizational functions within Indy Parks are as follows:

- **Administration/Finance:** Budget Administration, Revenue Facilities, Human Resources, Payroll, Contract Administration, Auditing, Special Facilities, Lease Management, Golf Contract Management
- **Communications:** Public Information, Website Management, Customer Service, Community Outreach, Community Relations
- **Operations and Programs:** East Region, North Region, West Region, Center Region, Garfield Regional Park, Eagle Creek Regional Park, Riverside Regional Park, Aquatics, Camps and Programs, Production Arts, Environmental Education & Arts Outreach
- **Parks Planning:** Park Capital Improvements, Special Projects, Community Partnerships, Construction Administration, Property and Risk Management





## INDY PARKS AND RECREATION STAFF ORGANIZATION

Indy Parks and Recreation is led by the **Department Director**, who is appointed by the Mayor and then confirmed by the City-County Council. The Director has an Executive Assistant and 6 other direct reports who form Indy Parks' Leadership Team: Deputy Director of Parks Planning, Deputy Director of Programs and Operations, Chief Financial Officer, Chief Strategy Officer, Chief Communications Officer, and Chief Audit and Technology Officer.

**The Deputy Director of Parks Planning** leads the Parks Planning Division. The Deputy Director of Parks Planning oversees a Facility Maintenance Team, Planning Team, Construction Team, Community Partnerships Team, and Risk Management Team. The Facility Maintenance Team works on park maintenance, facility repairs, and internal beautification and landscaping efforts. The Planning Team works on comprehensive master plans for the department and individual parks, potential future land acquisitions, and utilizing/maintaining parkland assets. The Construction Team oversees current and future construction and renovation jobs occurring at parks through contract management and monitoring day-to-day operations. The Community Partnerships Team works with organizations and volunteer groups who wish to partner with the department to better parks through beautification efforts, resource donations, and facility improvements. The Property and Risk Management team works on facility compliance to code and risk management policies/procedures.

**The Chief Financial Officer** leads the finance division. Financial Managers, Financial Analysts, and an Accounting Coordinator oversee invoice fulfillment, utility bill payment, contracts/leases, monitor department fleet usage, capital improvement budgeting, and other resource/asset management. One Finance and Compliance Analyst oversees payroll, benefits, onboarding, and grant opportunities. The other Finance and Compliance Analyst oversees corporate leases and the department's golf course contracts.

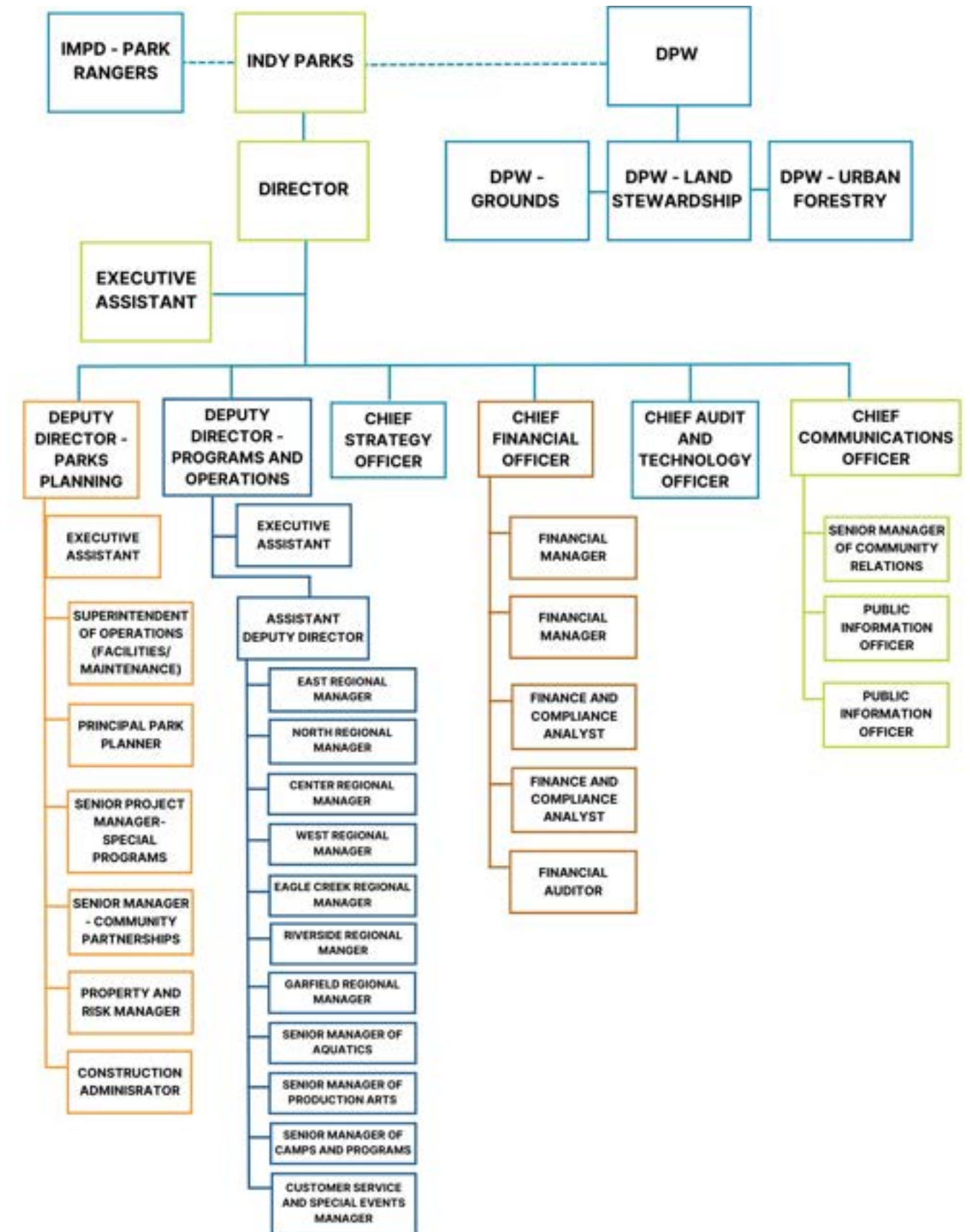
**The Chief Communications Officer** leads the Communications division. The Senior Manager of Community Relations works on public meeting outreach and building relationships with neighborhood advocates through participation in community events. The Public Information Officers work on press releases, marketing, social media, website content, and public presentations.

**The Deputy Director of Programs and Operations** leads the Programs and Operations Division. Within this division are the Regional Teams, the Aquatics Team, the Production Arts Team, and the Camps and Programs Team. There are 7 Regional Teams: East, Center, North, West, Eagle Creek, Riverside, and Garfield. Each of these Regions include Community Parks with Family Centers and facility staff. Park staff plan, promote, and run park programming, as well as oversee nearby Neighborhood Parks. The Aquatics Team oversees the Department's indoor and outdoor aquatic facilities, as well as aquatics programming. The Production Arts Team manages concerts, movies, theater performances, and sound production for the Department's recorded public meetings. The Camps and Programs team oversees planning and implementation of day camps, inclusive programming, the Department's food programs, and outreach programs for fitness, arts, and environmental education. The Customer Service Team handles the department's customer service phone line, taking over the phone registrations, customer inquiries, and facility rentals, as well as handles special event applications and event compliance with policy.

**The Chief Strategy Officer** oversees opportunities for department development, implementing strategies to reach goals in the department's Comprehensive Master Plan, maintaining accreditation, and developing goals and initiatives for the organization.

**The Chief Audit and Technology Officer** is a leadership position for Audit and Technology. This position is responsible for oversight, coordination, architecture, design, and execution of Parks and Recreation technology, strategy, and audit services. This position also acts as a liaison to the City's IT department.

The current Indy Parks organizational structure is detailed below demonstrating key components and major positions:





# 1.5 MISSION, VISION, VALUES AND RACIAL EQUITY

INDY PARKS' MISSION, VISION AND VALUES ARE:



## MISSION

To provide enriching experiences for all



## VISION

Healthier lives, inspiring experiences, and vibrant communities

## ORGANIZATIONAL VALUES



**Inclusion** - We celebrate diversity and aim to remove barriers to inclusion within our organization and the communities we serve. Indy Parks welcomes all, regardless of race, age, gender, socio-economic status, ability, or identity, to connect to nature, to the community, and to themselves.



**Fun** - We are passionate and love what we do, celebrate the people we serve, and foster creativity, learning, connection, and authentic experiences.



**Collaboration** - We strive to work together as a team within our organization and continuously engage our community partners and stakeholders.



**Stewardship** - As stewards of our public lands, we are committed to sustainably maintaining our parks and greenspaces for future generations to enjoy. As stewards of our organization, we exist to meet the needs of the communities we serve and strengthen our organization through the care and respect of our Indy Parks team.





## RACIAL EQUITY STATEMENT

Indy Parks will be a leader in making Indianapolis a vibrant and healthy place to live by applying a racial equity lens to future planning that better reflects the multicultural community we serve. We are committed to providing equitable and inclusive access to programs, services, amenities, and greenspaces. We strive to identify and invest in a more equitable workplace culture by focusing on policies and practices including budget allocation, procurement, partnerships, hiring, employee training, and advancement.

## EQUITABLE AND INCLUSIVE PARKS AND RECREATION SYSTEM

**Everyone deserves access to safe, well-maintained, and welcoming parks and green spaces. The vision for Indy Parks for All is to provide equitable access to quality parks, green spaces, facilities, programs, and services to all park users regardless of race, age, gender, socio-economic status, ability, identity, or zip code.**

Equity in parks and recreation begins with understanding how systemic racism and historic injustices have resulted in inequitable access to parks and green spaces. As a team, we are committed to learning and understanding inequities our communities have faced and working towards equal access to our parks, programs, and services. The Indy Parks Comprehensive Master Plan was created through an equity and inclusion lens and community-first mindset. It was critical to develop our newly adopted mission, vision, and values, as well as the goals and objectives of this Plan, through this lens.

As we continue to invest in the future of our parks, we will continue to utilize data and tools, prioritize community and staff engagement, and cross-collaborate with City departments and leaders, partners, and stakeholders through a shared vision of Indy Parks for All.



The National Recreation and Parks Association (NRPA) has established a working definition for equitable park access, which Indy Parks will use as a guide:

*The just and fair quantity, proximity and connections to quality parks and green spaces, recreation facilities, as well as programs that are safe, inclusive, culturally relevant and welcoming to everyone. When people have just and fair access, our health and social well-being improve, and our communities can protect and better recover from environmental, social and economic challenges.*



# 1.6 COMMUNITY PROFILE SUMMARY

## OVERVIEW

The purpose of this analysis is to provide the Department with insights into the community we serve and to better understand the types of parks, facilities, and programs/services that are most appropriate to equitably address the residents' needs.

## LAND ACKNOWLEDGMENT

As a formal recognition, we acknowledge with respect that the land we currently occupy is the traditional territory of the Miami, Potawatomi, and Shawnee peoples. We express our honor and deep respect towards the Indigenous communities for their exceptional care of this land for generations, while enduring historical and ongoing injustices with unwavering resilience. We endeavor to work towards reconciliation, and to uphold the voices and sovereignty of Indigenous peoples as a fundamental commitment towards building equitable and inclusive communities.

## 10-MINUTE WALK

The Trust for Public Land firmly believes that every person residing in U.S. cities should have access to a high-quality park that is located within a 10-minute walking distance from their home. To make this vision a reality, they launched the "10-Minute Walk Program" aimed at helping cities expand access to green spaces for all. The Trust for Public Land has conducted research, which has revealed that parks that cater to a predominantly people of color demographic are, on average, only half the size of parks that primarily serve white populations. Despite their smaller size, these parks serve nearly five times as many people. Additionally, parks that primarily serve low-income households are, on average, four times smaller than parks that serve high-income households.



The current statistics indicate that only 36% of the residents of Indianapolis have a park located within a 10-minute walking distance from their homes. This percentage is significantly lower than the national average of 55%.

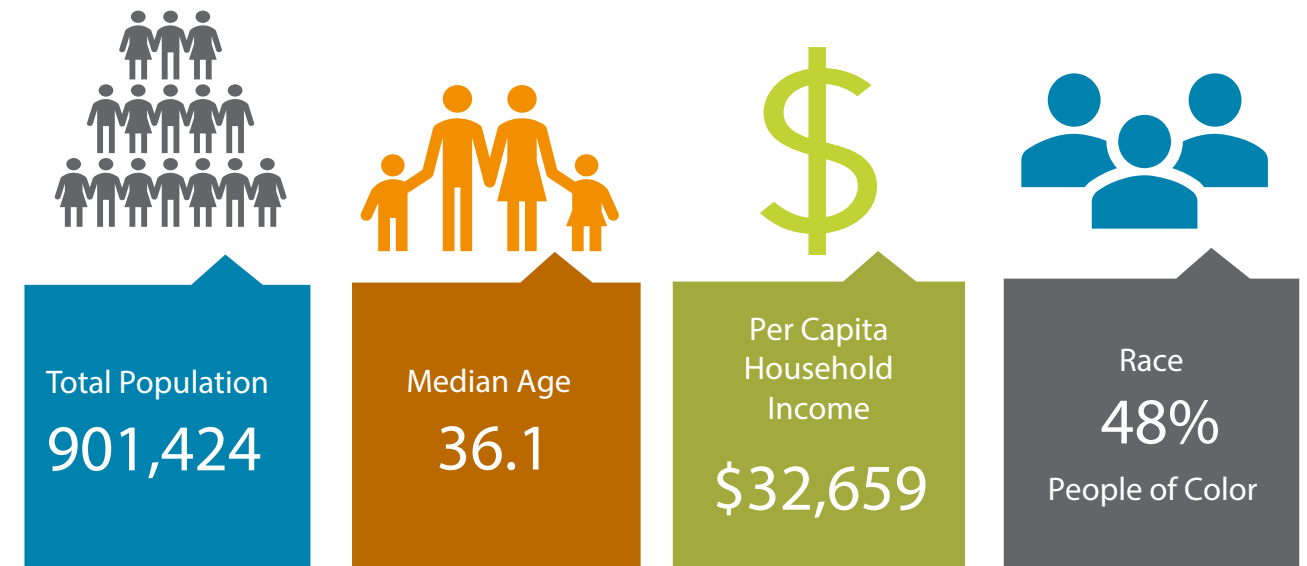
Additional information regarding the "10-Minute Walk Program" can be found at <https://www.tpl.org/>.



## DEMOGRAPHICS

The Demographic Analysis is a report that examines the characteristics of the population in the City, including age segments, race, ethnicity, and income levels. It covers the entire population of the City and uses historical patterns to make future projections. However, unforeseen circumstances during or after the time of the analysis could impact the validity of these projections.

The infographic below summarizes the City's population based on current estimates for 2022. Full details are provided in the Community Profile section of the full report.



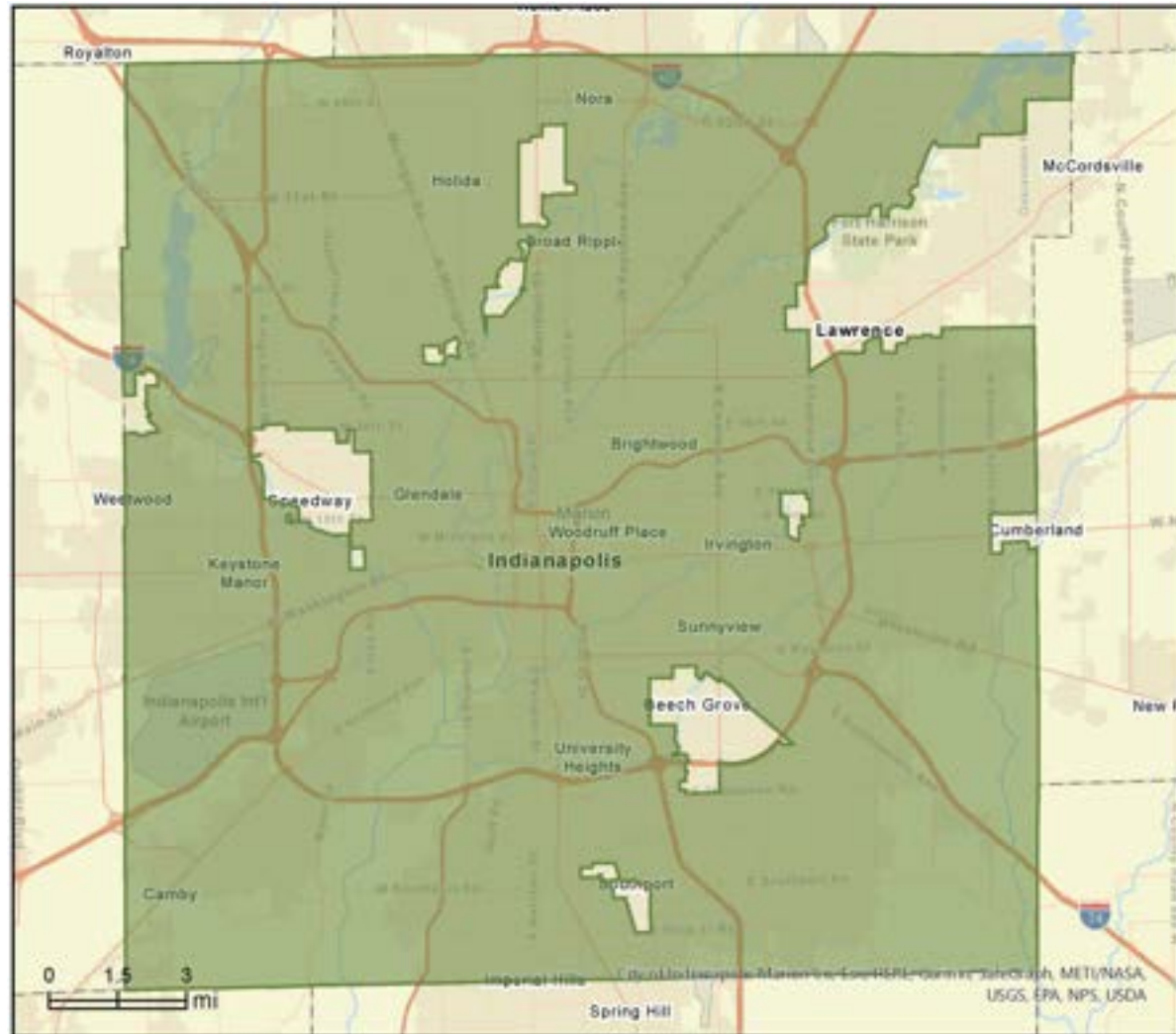


## METHODOLOGY

The analysis used demographic data from two sources: the U.S. Census Bureau and Environmental Systems Research Institute, Inc. (ESRI), a research and development organization specializing in Geographical Information Systems and population projections. The data was obtained in July 2022 and reflects the actual numbers reported in the 2020 Census. ESRI used this data to estimate the current population in 2022, as well as a 5-year projection for 2027. The consulting team used straight-line linear regression to forecast demographic characteristics for 10 and 15-year projections in 2032 and 2037.

## DEMOGRAPHIC ANALYSIS BOUNDARY

The City boundaries shown below were utilized for the demographic analysis.



## KEY FINDINGS

**Population growth:** With a projected population of almost 1 million residents by 2037, the City must expand and develop its parks and recreation facilities by adding new parks, expanding existing facilities, and creating new programs and services to meet the diverse and growing community's needs.

**Aging population:** As the percentage of residents aged 55 and older is expected to increase from 27% currently to 31% by 2037, parks and recreation facilities will need to cater to the specific needs of older adults. This includes providing programs and services that promote active aging, such as senior fitness classes, social activities, and opportunities for intergenerational engagement.

**Ethnic diversity:** By 2032, the City is projected to have a majority population of people of color. Parks and recreation facilities will need to be inclusive and culturally sensitive to meet the needs of a growing diverse community. This includes offering programs, events and services that serve the needs and interests of different ethnic and cultural groups and ensuring that parks and facilities are accessible and welcoming to all residents.

**Income disparities:** With the City's per capita income and median household income being lower than the national averages, there may be residents who cannot afford to participate in certain parks and recreation programs or use certain facilities. To address this issue, the department should consider balancing access through low-cost or free programs, and financial sustainability through exploring partnerships with community organizations and providers to offer recreation opportunities for all.

**Inclusion:** As the City has a higher-than-average percentage of foreign-born residents, non-English speakers, and individuals with disabilities, parks and recreation facilities will need to be inclusive and accessible to meet the needs of these communities. This includes providing bilingual signage and staff, offering adaptive and inclusive programs, and ensuring that offerings are accessible to individuals with disabilities.

**Focusing on niche sports:** The growing participation trends for pickleball and popularity of console and portable video/electronic games and Esports programs at universities suggest a growing demand for these non-traditional sporting activities within parks and recreation facilities.

**Investing in additional trails and connectivity:** Although hiking had a low Market Potential Index (MPI) score, there was a high level of support for additional trails and connectivity during the community input process. Investing in additional trails and connectivity could potentially increase the MPI score for hiking and make it a more popular activity.

**Disparity in access to parks and green spaces:** The Department should continue to prioritize the expansion and improvement in neighborhoods with predominantly people of color and low-income households, where park sizes are smaller and amenities are older; the [10-Minute Walk Program](#) and [Tree Equity Score](#) can be useful tools in helping Indy achieve this goal.



# 1.7 COMMUNITY INPUT SUMMARY

Community input is one of the key elements of this plan with an intentional focus on diversity of input and maximizing inclusion. The consultant team conducted an extensive public input process to ensure that everyone who wished to share their input for the future of parks and recreation in Indianapolis had an opportunity to do so. The process included:

- Community listening sessions
- Community user groups
- Key leader interviews
- Key stakeholder meetings
- Multilingual focus groups
- Surveys for youth and adults in English and Spanish
- Staff group discussions
- Visits to local schools

Over 2,000 individuals, from 5 continents and speaking over a dozen languages participated in the process. The findings from each stage of the public input process are summarized and highlighted in the following sections.



From the community input process, the following themes emerged. The detailed findings are shared in Chapter 3 of the full report.

## STRENGTHS

These were things that the department did well and should continue building upon:

- Dedicated and committed staff
- Doing more with less and maximizing existing resources
- Inclusion and equity focus
- Collaborative spirit
- Wide variety of offerings

## OPPORTUNITIES

These were things that the department needed to focus on improving in the future:

- Diversifying programs and services
- Increased adoption of technology to enhance user experience
- Maintenance and upkeep of existing resources
- Sustainable funding for the department
- Staffing and organizational culture focus
- Safety concerns at some parks

## TOP PRIORITY

These were the top priority outcomes to be achieved from the plan:

- Adequate staffing to reflect service levels
- Diverse programming and experiences
- Funding for operations and maintenance
- Increase collaboration and public / private / non-profit support
- Taking care of what exists



# 1.8 PROGRAM AND SERVICES ASSESSMENT SUMMARY

## OVERVIEW

This assessment reviews the Department’s offerings to identify strengths, challenges, and opportunities in the Department’s programs and services. The assessment also assists in identifying core programs, program gaps, staffing, volunteer and partnership opportunities, and future offerings for all.

The consulting team based these findings using data provided by the Department, website content, and staff discussions. The detailed assessment can be found in Chapter 6 in the full report.

## EXISTING CORE PROGRAM AREAS

The Department’s staff identified 12 core program areas that are currently being offered.

Active Adults 62+	Adaptive & Inclusive	Adult Sports	Arts, Concerts & Movies
Aquatics	Day Camps	Enrichment	Environmental Education
Health & Wellness	Outdoor Adventure	Special Events	Youth Sports

## PROGRAM ANALYSIS CONCLUSION

There are a few important recommendations from this report which may change with shifts in demographics, organizational structure, and community and department priorities.

- **Age Segment Analysis:** The Department has an even distribution of age segments serving as the primary audience for core program areas.
- **Program Lifecycle:** Programs in the Beginning stages are in line with the recommended distribution of programs at 60%. There are 35% of programs in the Growth stage, which will eventually roll over into the Mature stage, helping to stabilize the overall program mix and put these programs in the recommended 40% range. Programs in the Saturation and Decline stages are within the recommended range individually, but above the 0%-10% range collectively.
- **Financial Stability:** Recommendations in this report can assist the Department with setting and meeting financial goals.
- **Marketing & Communications:** The Department is using a mix of communications and marketing strategies including the use of social media. The Department has an opportunity to solicit more community feedback through statistically valid surveys, focus groups, and more regular surveys.


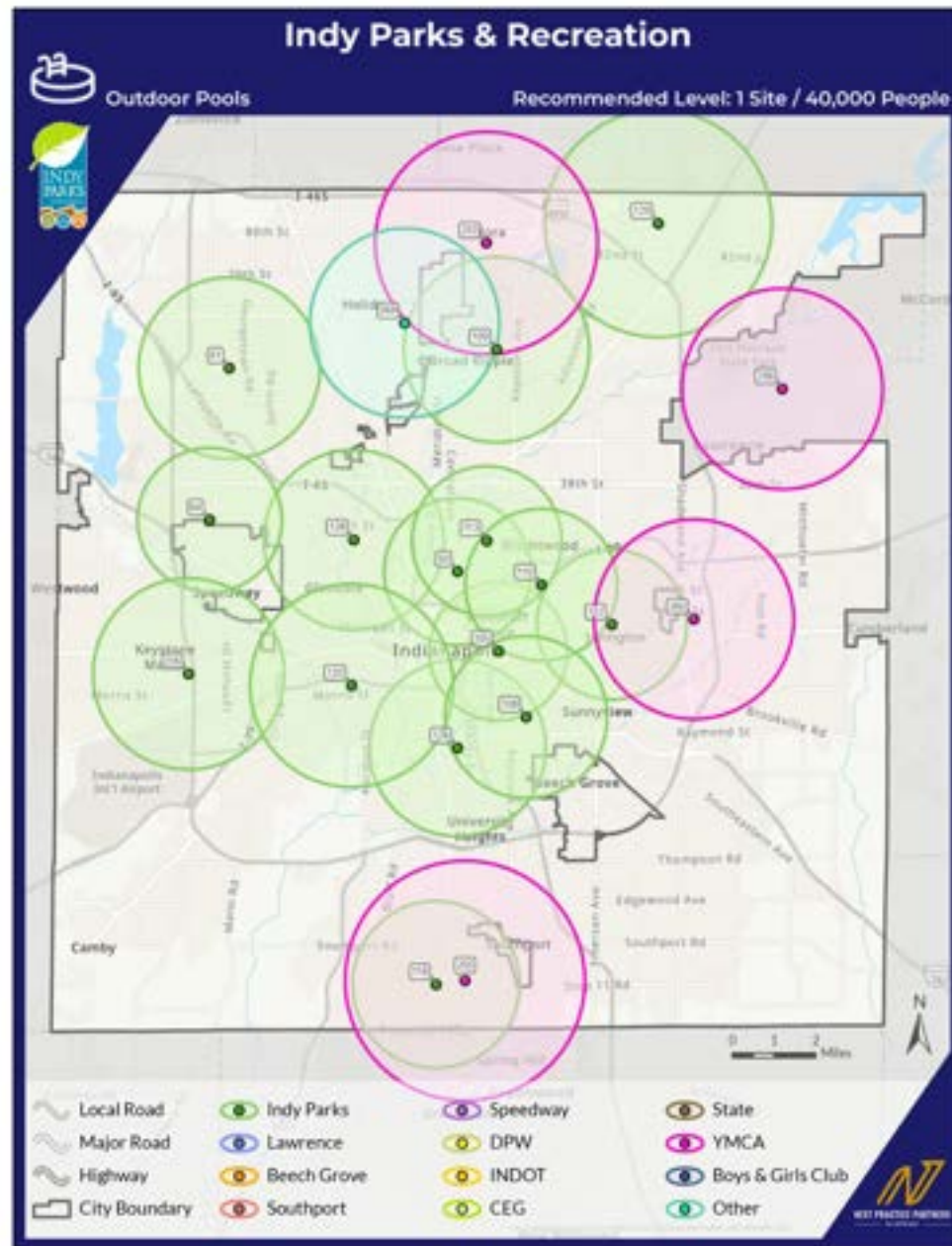




# 1.9 LEVELS OF SERVICE AND EQUITY MAP SAMPLE

Service area maps display the distribution and equity of access for parks, trails, and recreation amenities citywide. This includes offerings from the city and other comparable service providers. The data is obtained from Census data and Environmental Systems Research Institute, Inc. (ESRI). The shaded areas within the Equity Maps indicate the service level (i.e., the population being served by that park type/amenity) and the different colors indicate the different service providers.

The map below depicts the distribution and gaps in service areas for outdoor pools only. All maps and a list of corresponding parks are located at the end of this document.





# 1.10 MAJOR OUTCOMES AND GOALS

## MAJOR OUTCOMES

The major outcomes that Indy Parks wishes to achieve from this plan include the following:

1. Build a staff culture based on inclusion and accountability
2. Increase funding and staffing
3. Ensure parks and facilities are well planned and maintained
4. Ensure programs and services address community needs & desires
5. Position parks as community resources and hubs
6. Tell the story of why Indy Parks matters

## GOALS PER DIVISION

	<b>Parks &amp; Facilities</b>	High quality, equitably distributed parks and facilities for all
	<b>Program &amp; Services</b>	Meeting community needs and activating park spaces and facilities
	<b>Engagement &amp; Outreach</b>	Tell our story and increase awareness to maximize access and participation
	<b>Operations &amp; Maintenance</b>	Ensure staffing levels and maintenance standards keep up with the growing needs of the system
	<b>Finance</b>	A financially sustainable system with dedicated funding, external partnerships, and resource support








## 1.11 CONCLUSION

Parks and greenspaces provide a host of positive benefits and outcomes and are essential to establishing and maintaining a healthy, vibrant city. Inclusive and equitable access to parks and recreation opportunities is critical to the future of the park system of Indianapolis. Indy Parks should continue to provide recreational opportunities, inclusive of all users, that promote physical and mental wellbeing, provide immaculate settings that create enriching experiences and cultural opportunities, and cultivate vibrant communities in a positive, supportive, and fun environment.

This Comprehensive Master Plan Update was developed to provide Indy Parks a roadmap to manage the park systems' future and equitably address unmet community needs. This planning process incorporates a comprehensive series of analyses to understand the workings of Indy Parks and integrates an intentional, inclusive community engagement process to inform key recommendations. The Master Plan includes a system-wide approach for accomplishing short-term, long-term, and ongoing action steps to achieving major outcomes, goals, and initiatives to ensure Indy Parks continues to protect the region's park assets and provides quality services, programs, and facilities to the community for many years to come.

Indy Parks will continue to inclusively invest in the future of the parks system to meet the growing needs of an evolving community that desires strong neighborhood livability with equitable access to parks, green spaces and diverse recreation opportunities. The implementation of this Comprehensive Master Plan Update will contribute to thriving, activated parks and public open spaces, shaped for the community and by the community. Indy Parks envisions a parks and recreation system with high-quality, equitably distributed parks and facilities that lead to **Indy Parks for All**.





# 1.12 ADOPTION RESOLUTIONS

RESOLUTION No. 15, 2023

Consolidated City of Indianapolis  
Board of Parks and Recreation

## A RESOLUTION FOR BOARD APPROVAL OF THE 2023 INDY PARKS COMPREHENSIVE MASTER PLAN

WHEREAS, the Department of Parks and Recreation (hereinafter "Department") has created the 2023 Indy Parks Comprehensive Master Plan (hereinafter "Plan"), which includes the Department's updated mission, vision, values, benchmarks, and goals for the future:

"The Comprehensive Master Plan will inform residents where Indy Parks is currently positioned and what the future can hold for parks, public spaces, recreations facilities, and programs in this great city. The Master Plan is a roadmap and shared vision for the future shaped by community values, unmet needs, and evolving demographics and trends."

THEREFORE, BE IT RESOLVED that the Board approves the 2023 Indy Parks Comprehensive Master Plan and further authorizes the Director of the Department of Parks and Recreation to implement the Plan for and on behalf of the Department.

### THE CONSOLIDATED CITY OF INDIANAPOLIS BOARD OF PARKS AND RECREATION

DATE: 7/18/23


  
PHYLLIS BOYD, Board Chairperson

  
ADAM WICKER, Corporation Counsel

  
LARRY BATES, Board Member

  
CAROLINE CROSS, Interim Board Secretary

**ABSENT** cc  
ANDREA SCOTT, Board Member

  
JOSEPH WYNNS, Board Member

  
KIRSTEN EAMON-SHINE, Board Member







METROPOLITAN DEVELOPMENT COMMISSION

OF MARION COUNTY, INDIANA

RESOLUTION NO. 2023-P-015

RESOLUTION 2023-P-015, amending a segment of the Comprehensive or Master Plan of Marion County, Indiana, the 2023 Indy Parks Comprehensive Master Plan.

Be it resolved that, pursuant to I.C. 36-7-4, the Metropolitan Development Commission of Marion County, Indiana, hereby amends the Comprehensive or Master Plan for Marion County, Indiana, by the adoption of the 2023 Indy Parks Comprehensive Master Plan, a copy of which is on file and available for inspection during normal business hours in the office of the Department of Metropolitan Development, as an amendment to the Comprehensive or Master Plan of Marion County, Indiana.

Be it further resolved that the Secretary of the Metropolitan Development Commission is directed to certify copies of this Resolution 2023-P-015 amending the Comprehensive or Master Plan of Marion County, Indiana, the 2023 Indy Parks Comprehensive Master Plan.

Be it further resolved that the Director of the Department of Metropolitan Development is directed to mail or deliver certified copies of this Resolution 2023-P-015, to the Mayor of the City of Indianapolis, the City-County Council of Indianapolis and Marion County, the Board of Commissioners of Marion County, Indiana and to the legislative authorities of the incorporated cities and towns of Marion County, Indiana that are directly affected by this plan: Beech Grove, Lawrence, Southport, Speedway, Clermont, Crows Nest, Cumberland, Highwoods, Homecroft, Meridian Hills, North Crows Nest, Rocky Ripple, Spring Hill, Warren Park, Williams Creek, and Wynnedale. The Director shall also file one (1) summary of the plan in the office of the Recorder of Marion County.

DATE: August 16, 2023

METROPOLITAN DEVELOPMENT COMMISSION OF MARION COUNTY, INDIANA

APPROVED AS TO LEGAL FORM AND ADEQUACY THIS 8<sup>th</sup> DAY OF AUGUST, 2023

John J. Dillon III, President

Christopher Steinmetz Senior Counseling Attorney

METROPOLITAN DEVELOPMENT COMMISSION

OF MARION COUNTY, INDIANA

STATE OF INDIANA )

) SS:

COUNTY OF MARION )

CERTIFICATION

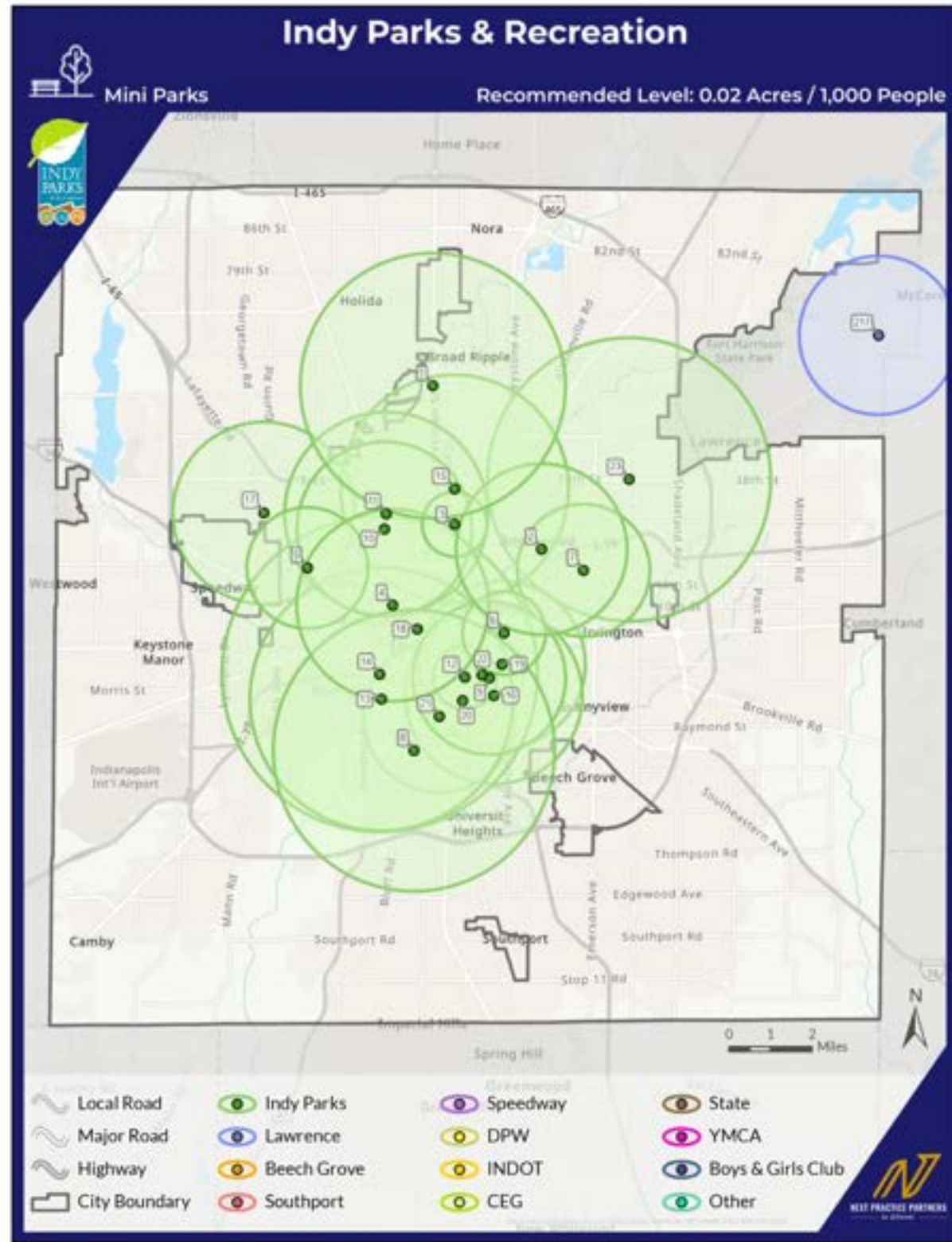
I, Vincent Ash, Secretary of the Metropolitan Development Commission of Marion County, Indiana, do hereby certify that the attached Resolution 2023-P-015 AMENDING A SEGMENT OF THE COMPREHENSIVE OR MASTER PLAN OF MARION COUNTY, INDIANA – 2023 Indy Parks Comprehensive Master Plan – is a true copy of a resolution adopted by the Metropolitan Development Commission of Marion County, Indiana, following a public hearing at a meeting of said commission on August 16, 2023, and that the original of said resolution is on file of record in the office of the Department of Metropolitan Development of Marion County, Indiana.

Witness my hand and official seal of the Metropolitan Development Commission of Marion County, Indiana this 16th day of August 2023.

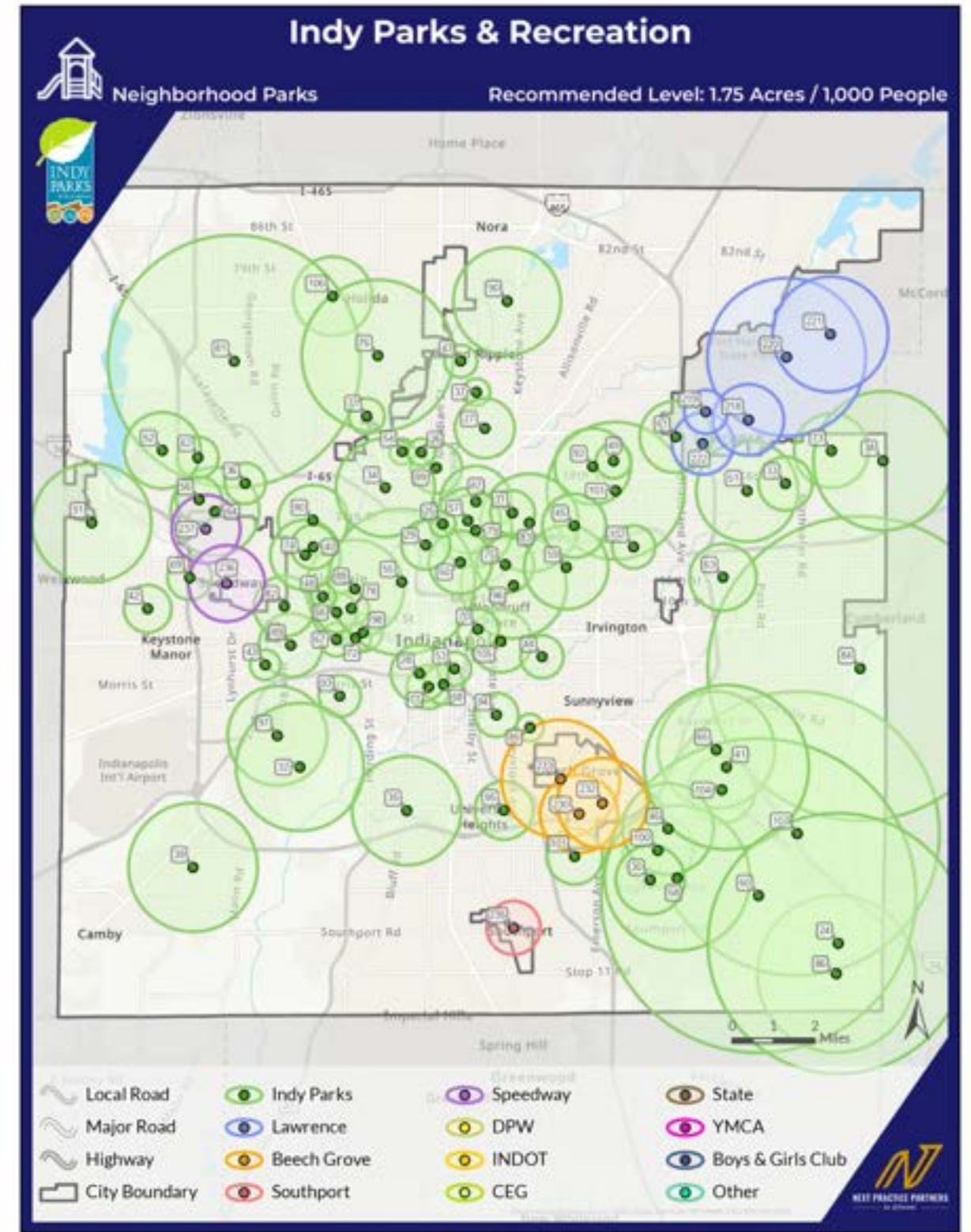
Vincent Ash, Secretary Metropolitan Development Commission of Marion County, Indiana



# MINI PARKS

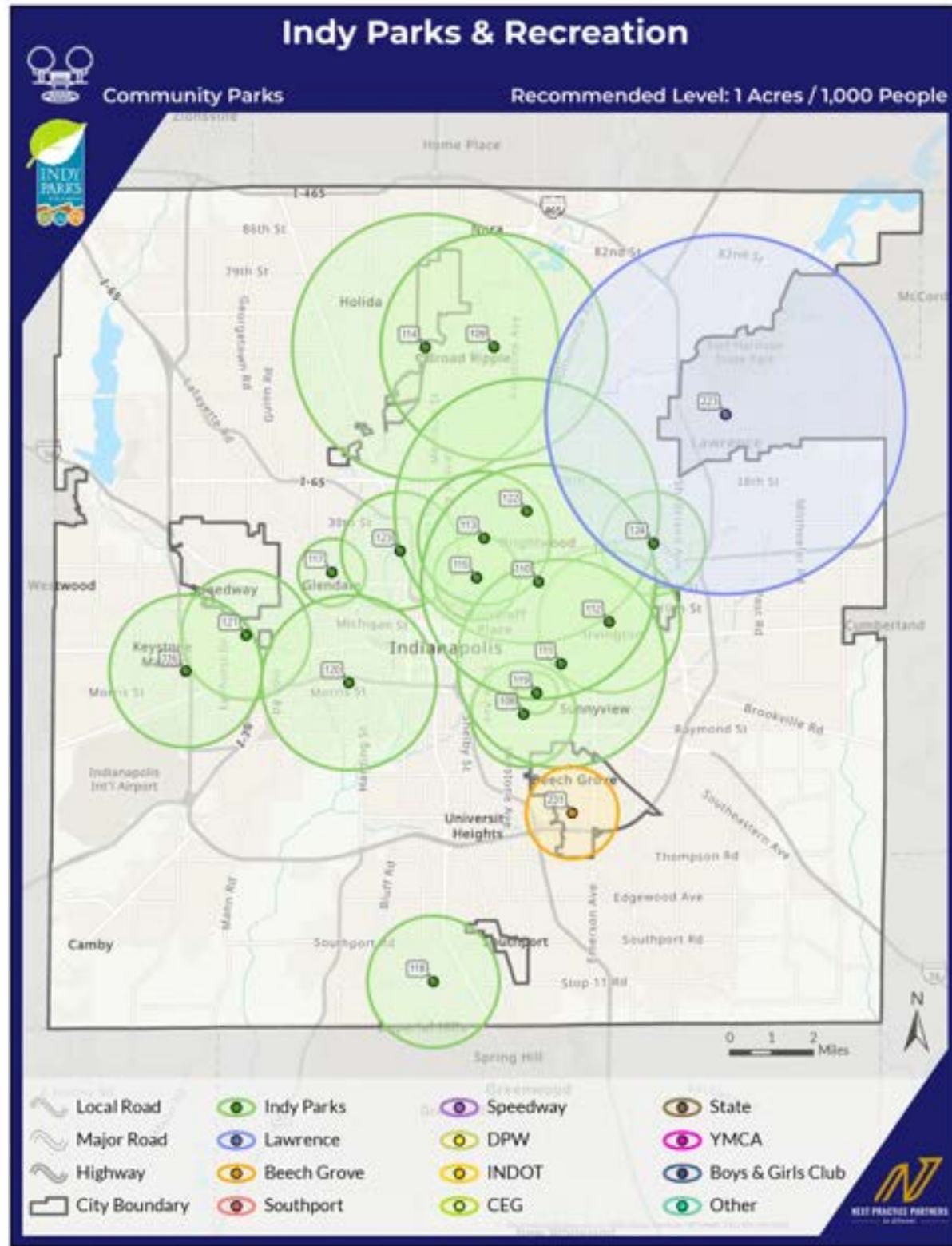


# NEIGHBORHOOD PARKS

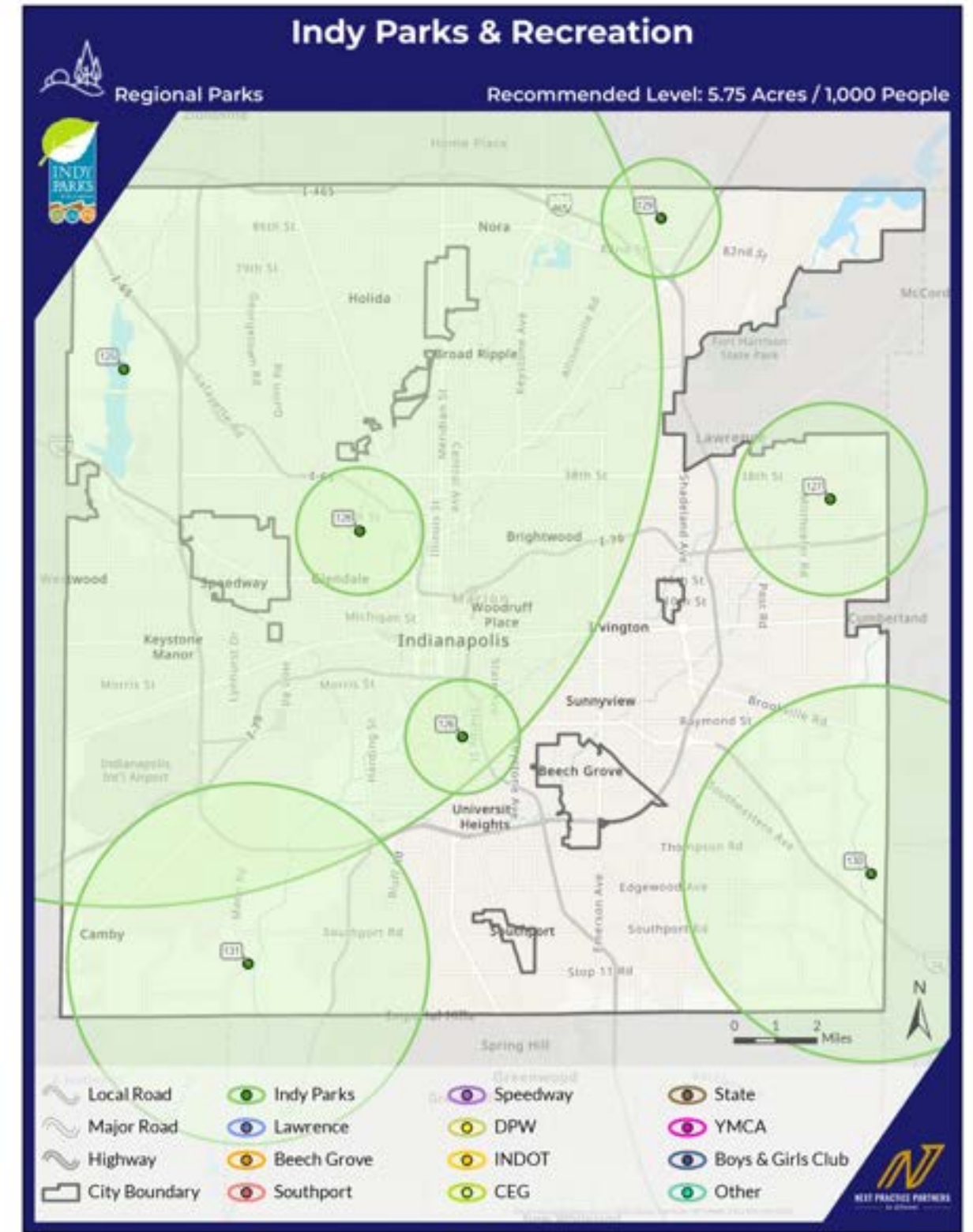




## COMMUNITY PARKS

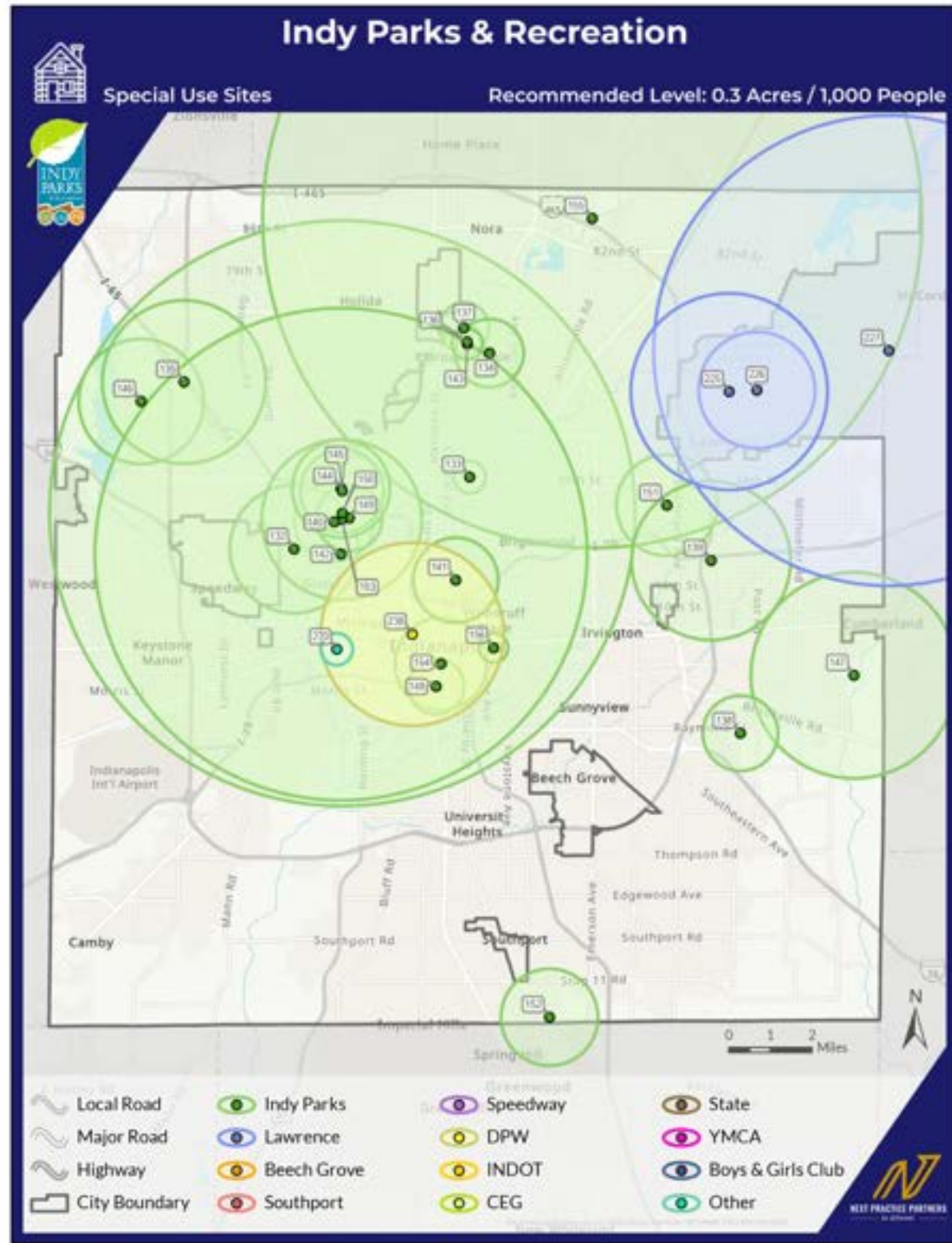


## REGIONAL PARKS

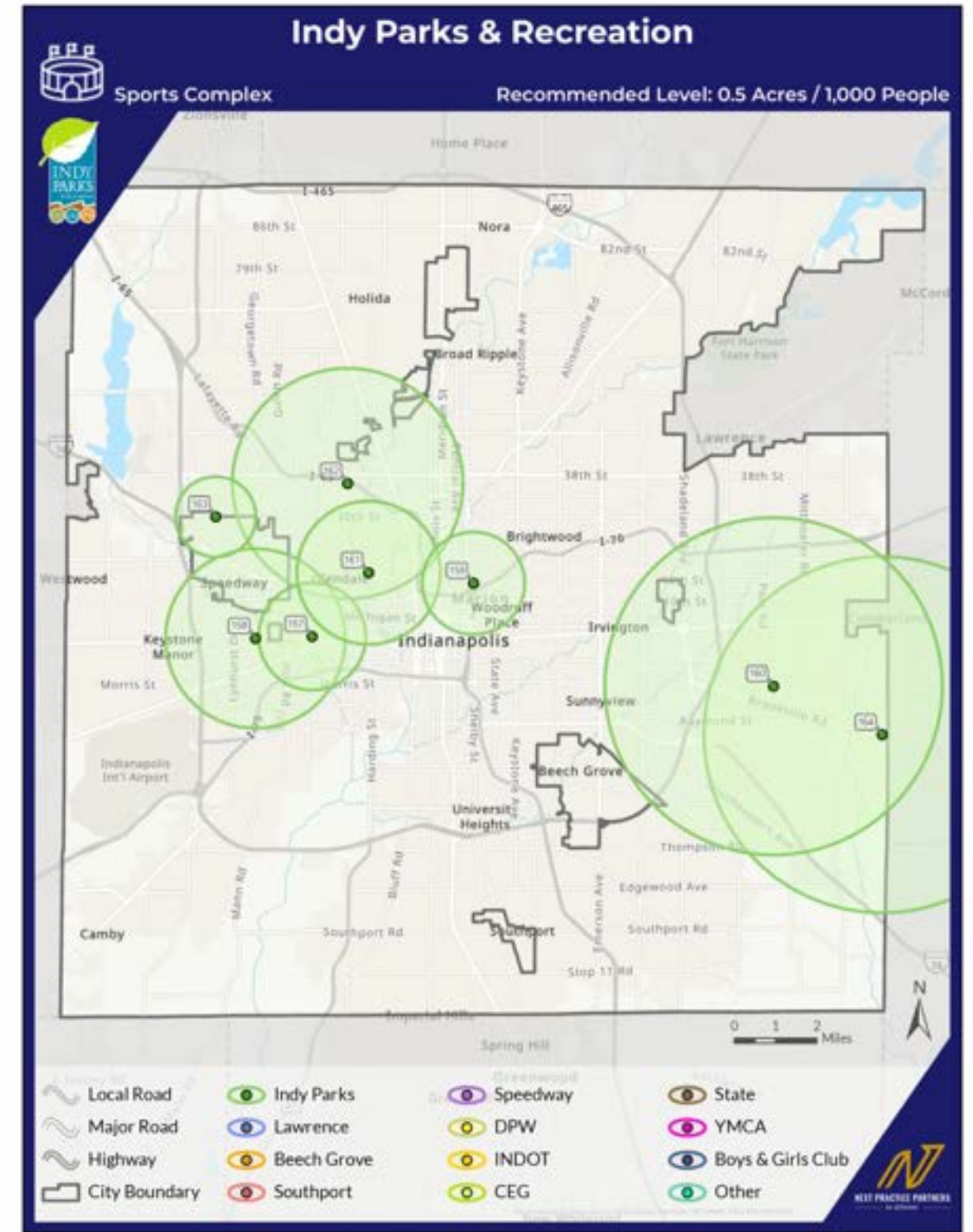




### SPECIAL USE SITES

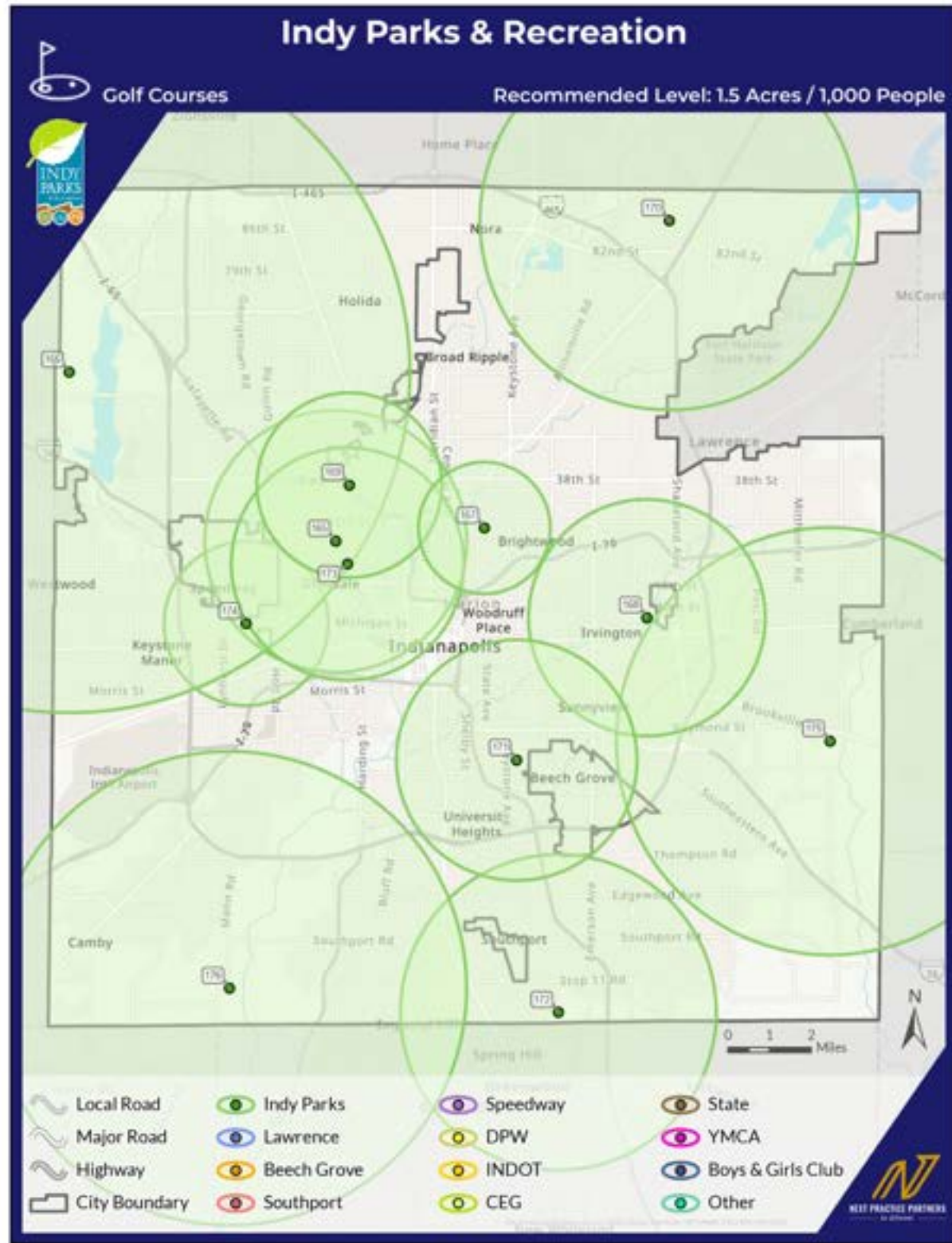


### SPORTS COMPLEX

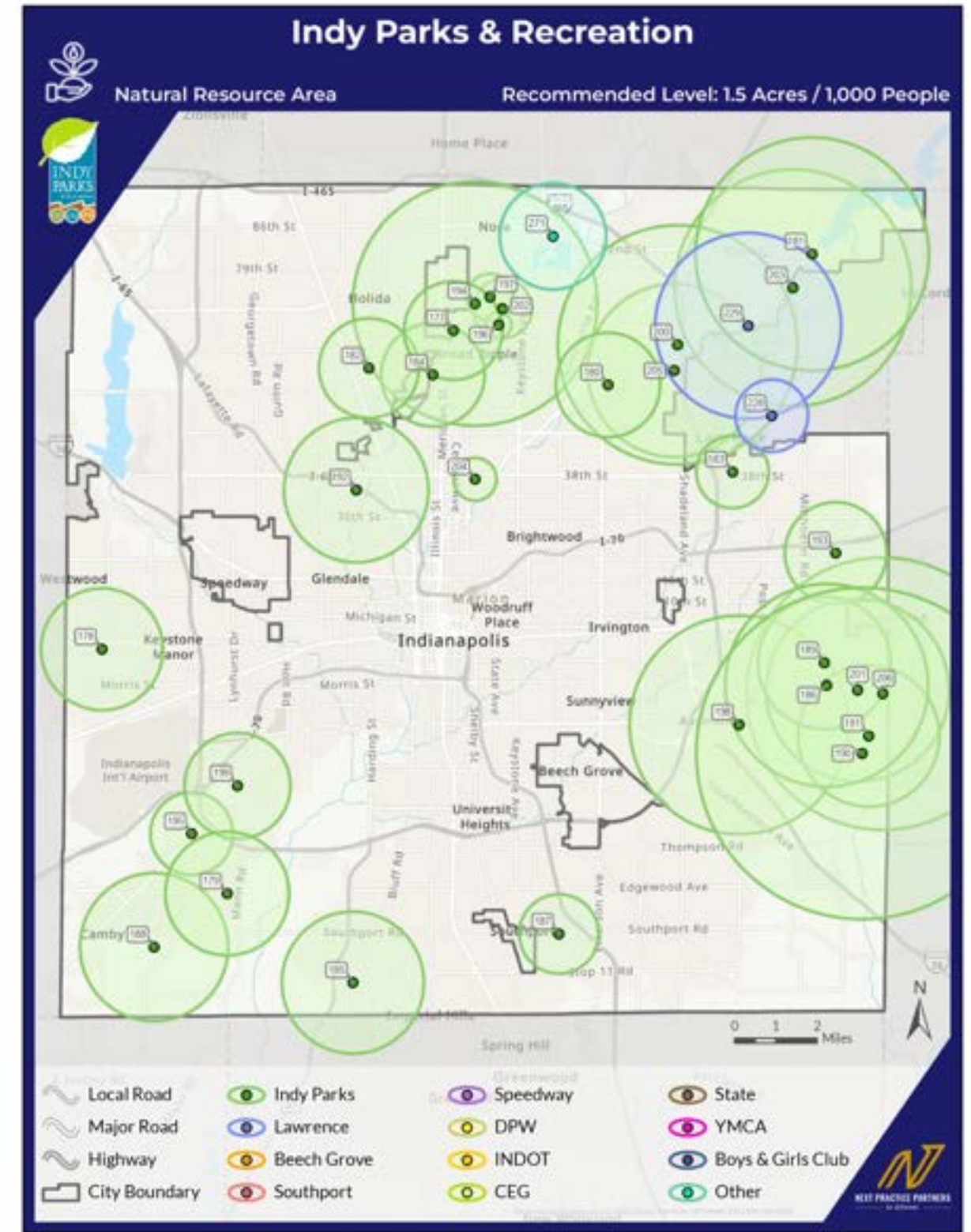




# GOLF COURSES



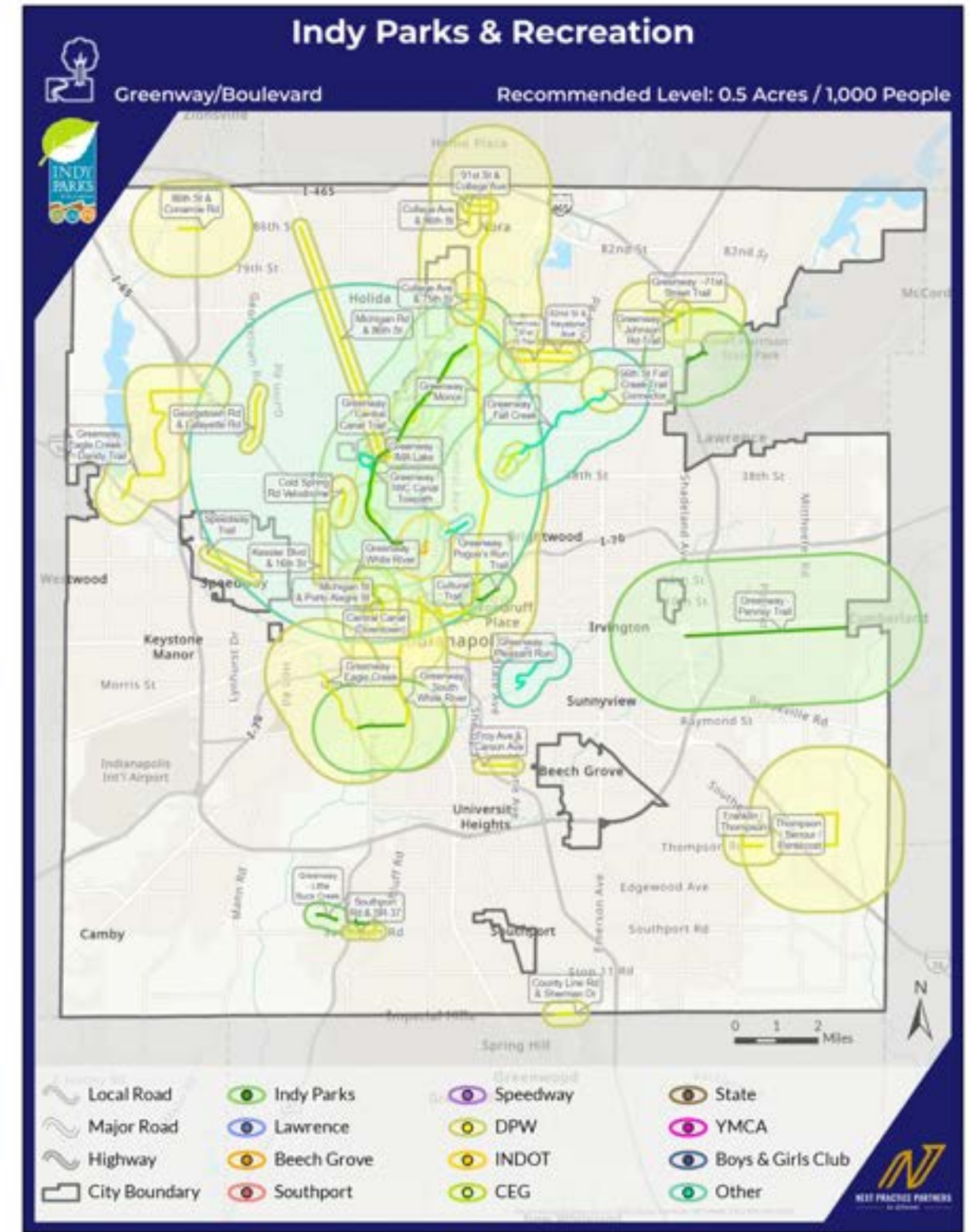
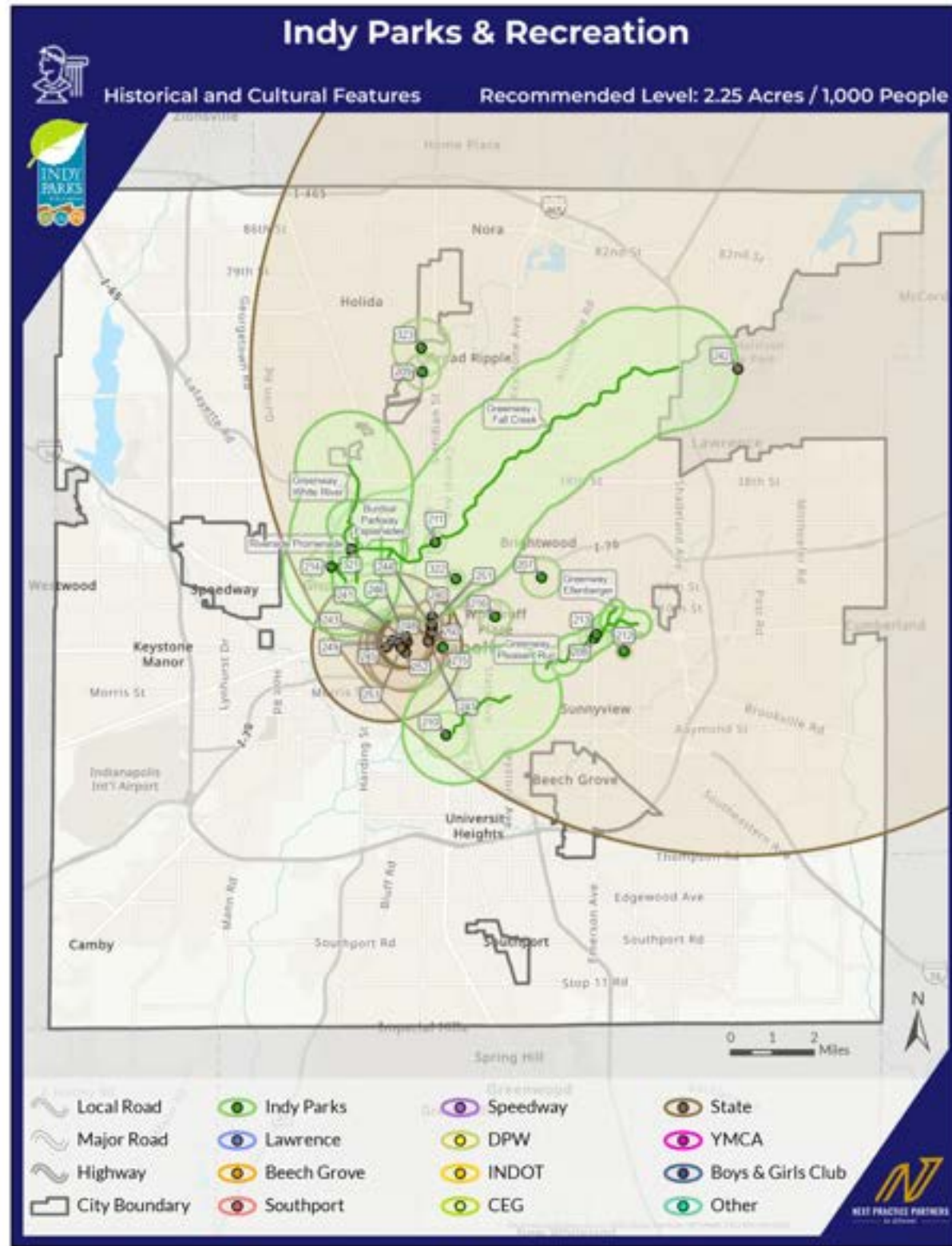
# NATURAL RESOURCE AREA





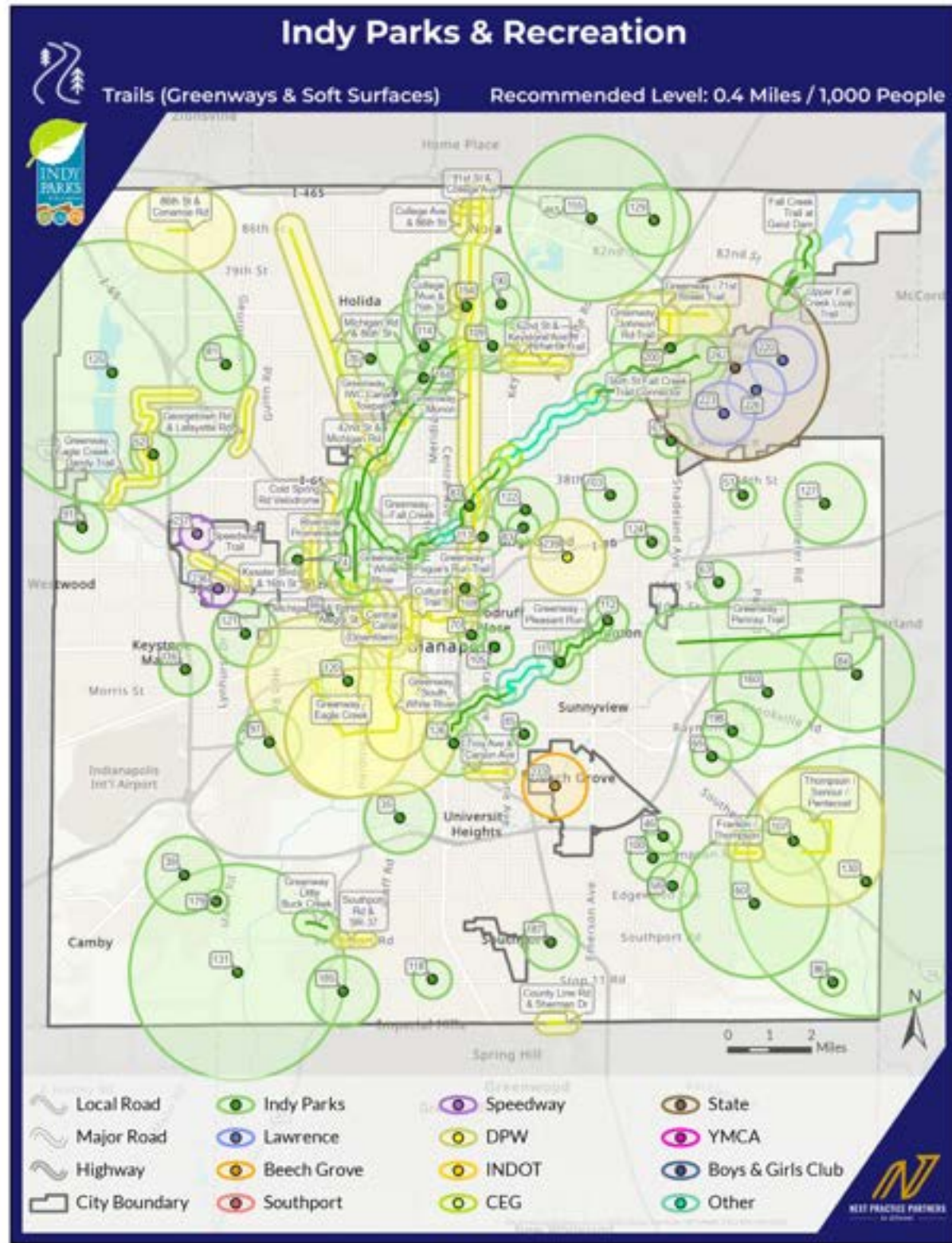
# HISTORICAL AND CULTURAL FEATURES

# GREENWAY / BOULEVARD

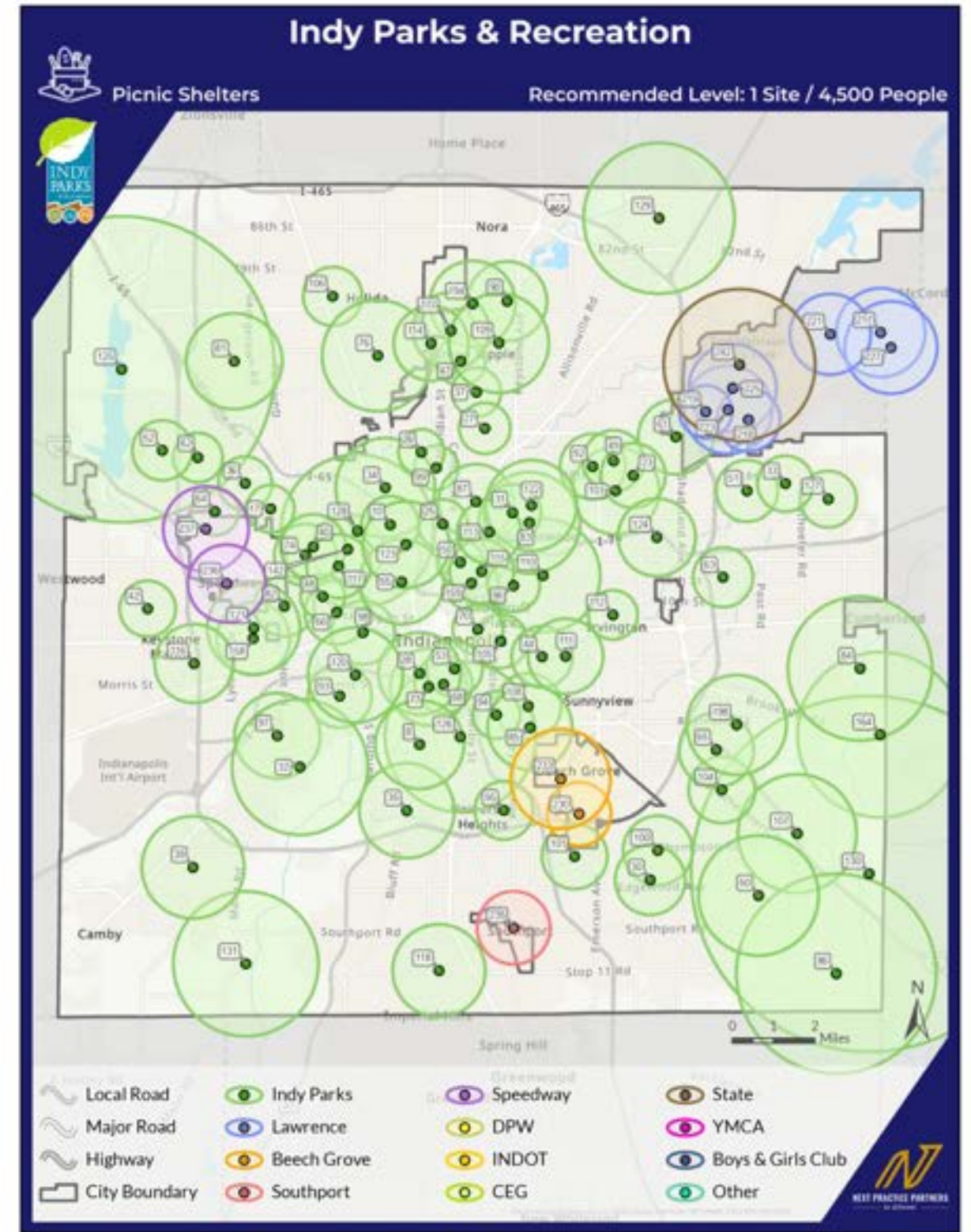




### TRAILS (GREENWAYS AND SOFT SURFACES)

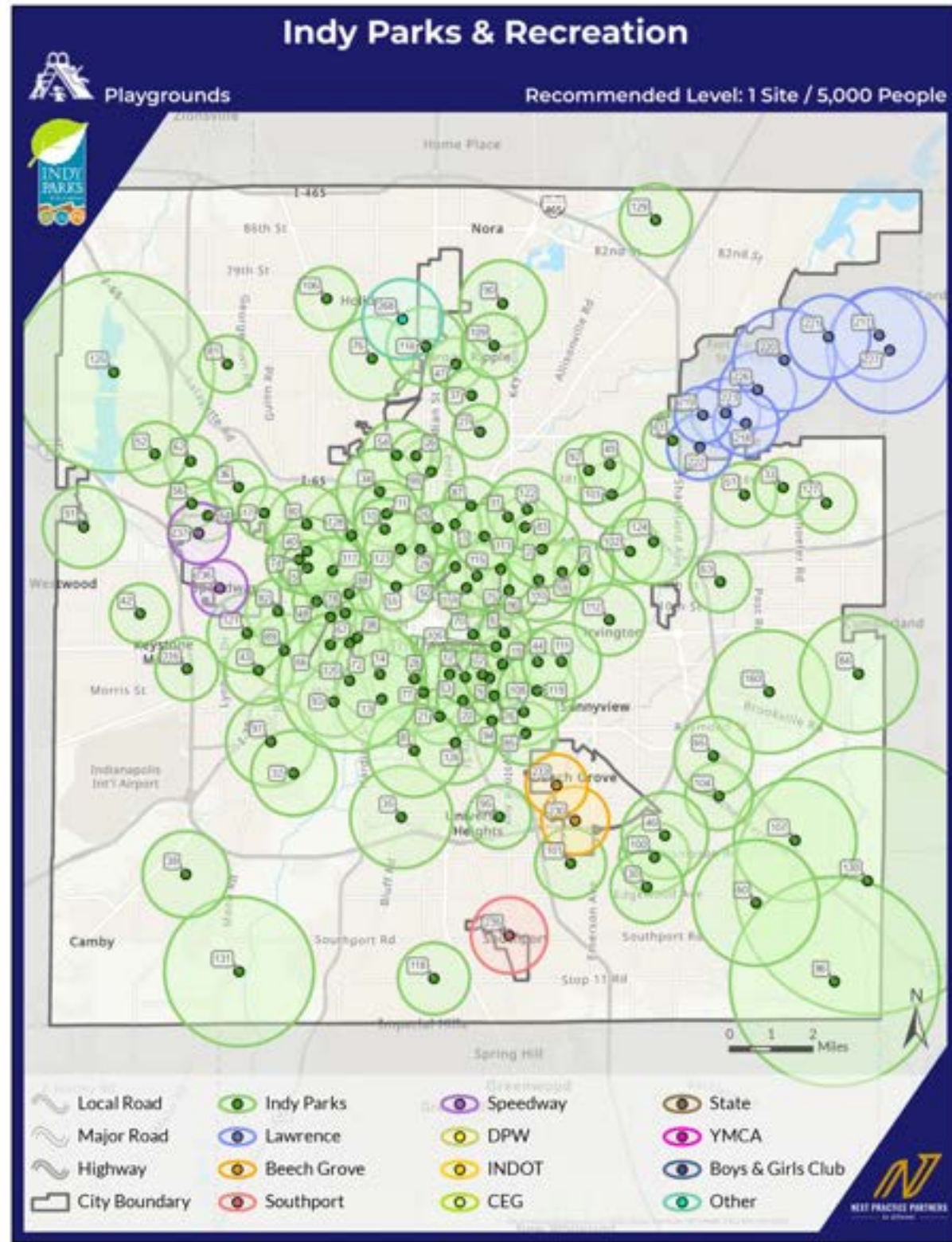


### PICNIC SHELTERS

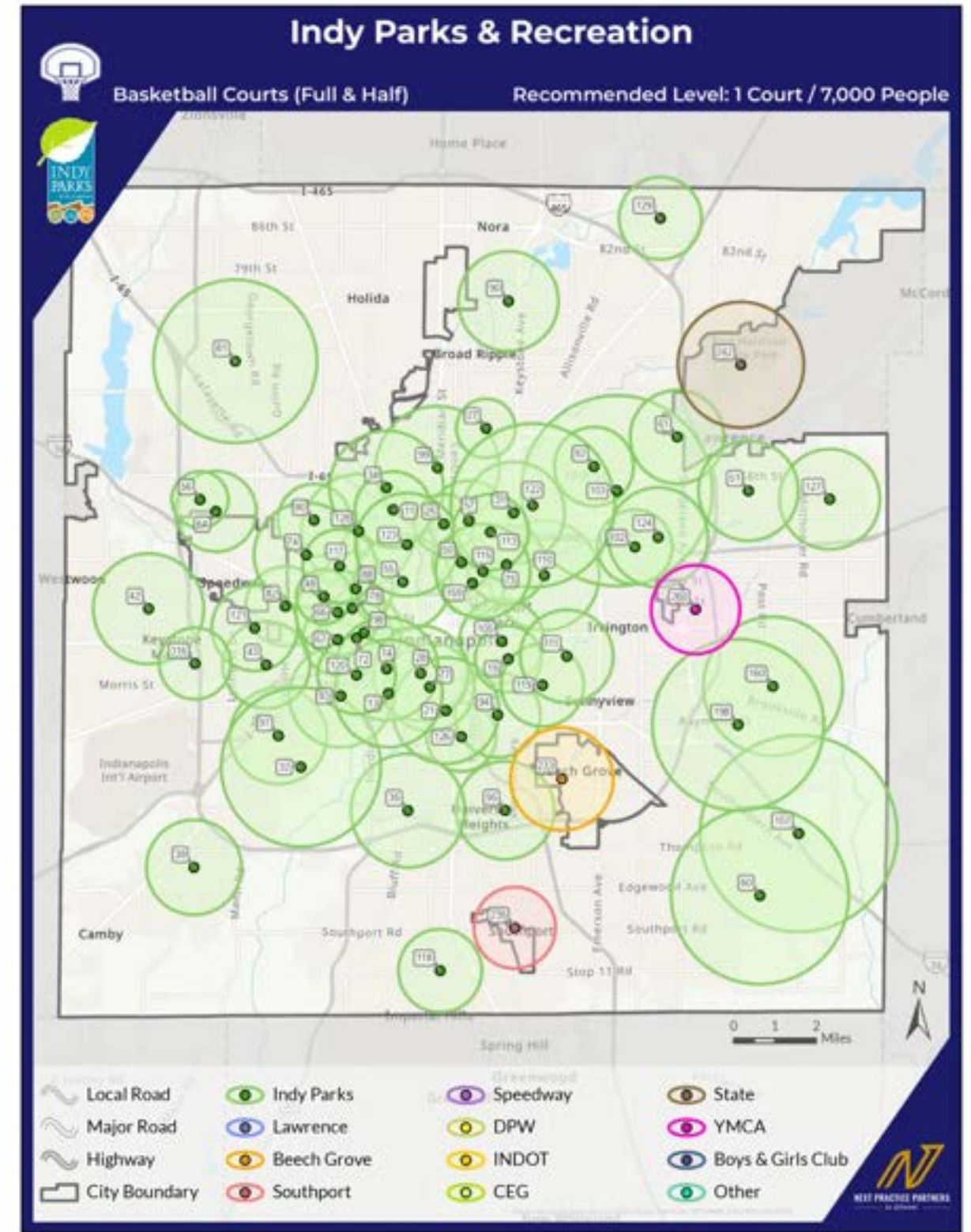




# PLAYGROUNDS

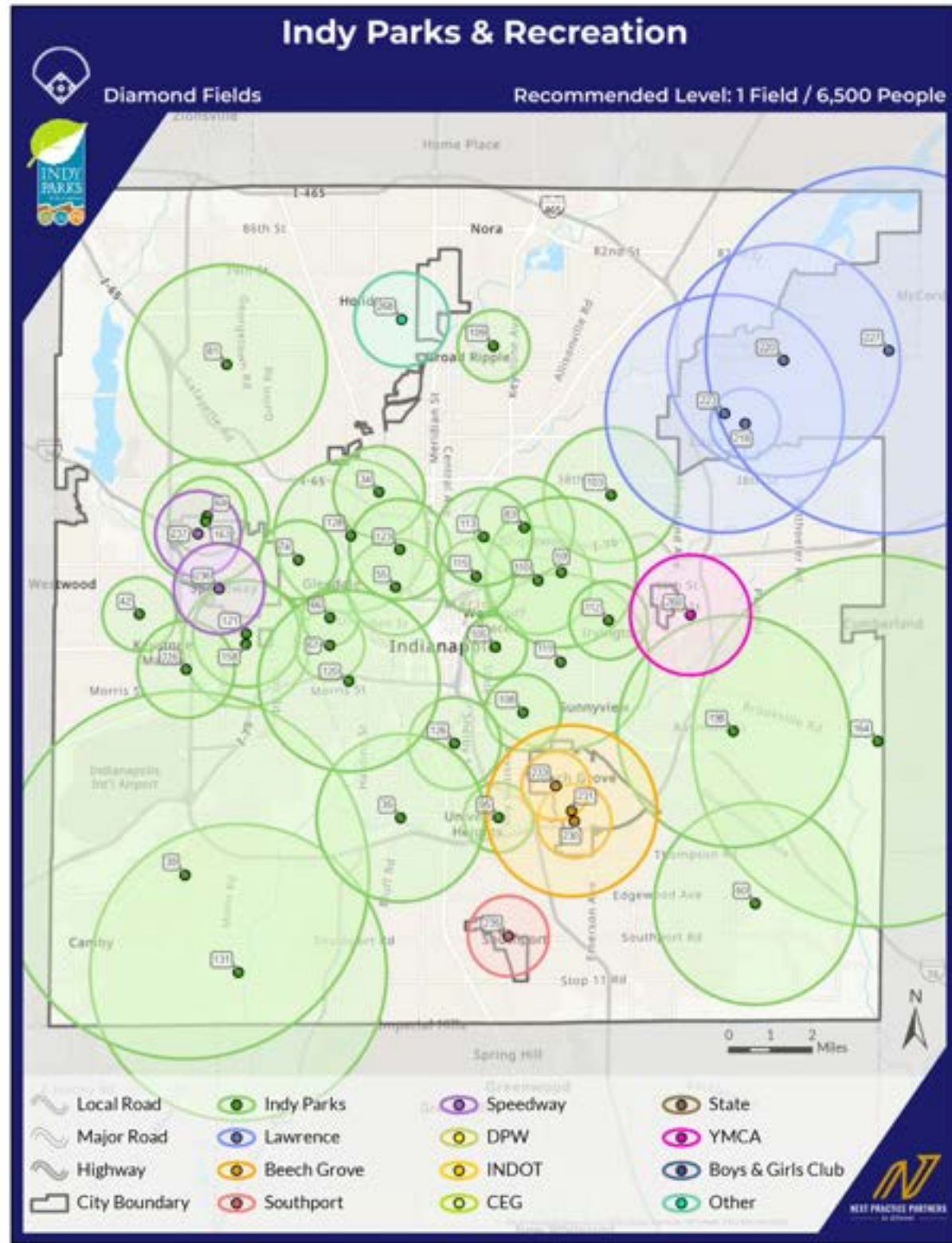


# BASKETBALL COURTS

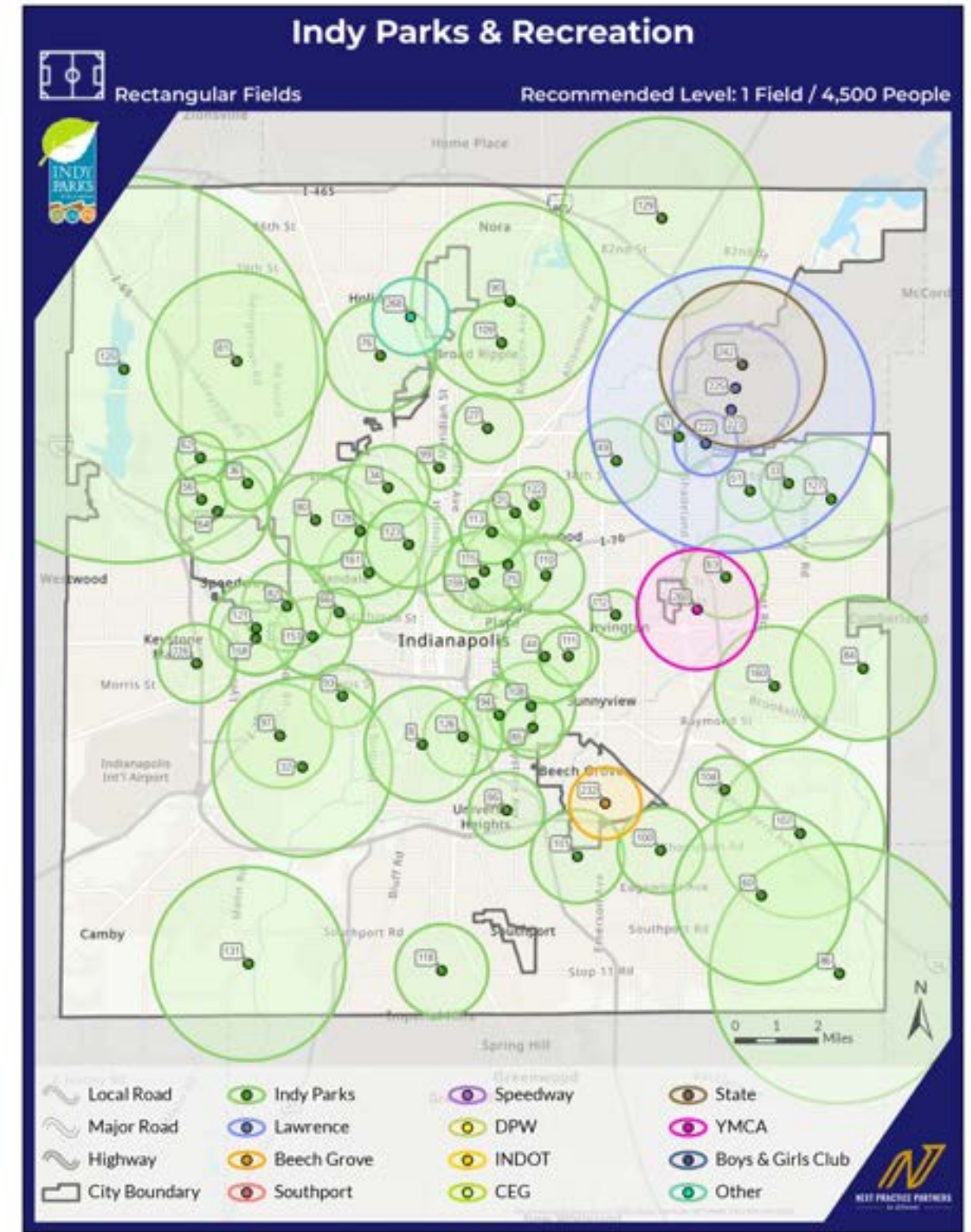




### DIAMOND FIELDS

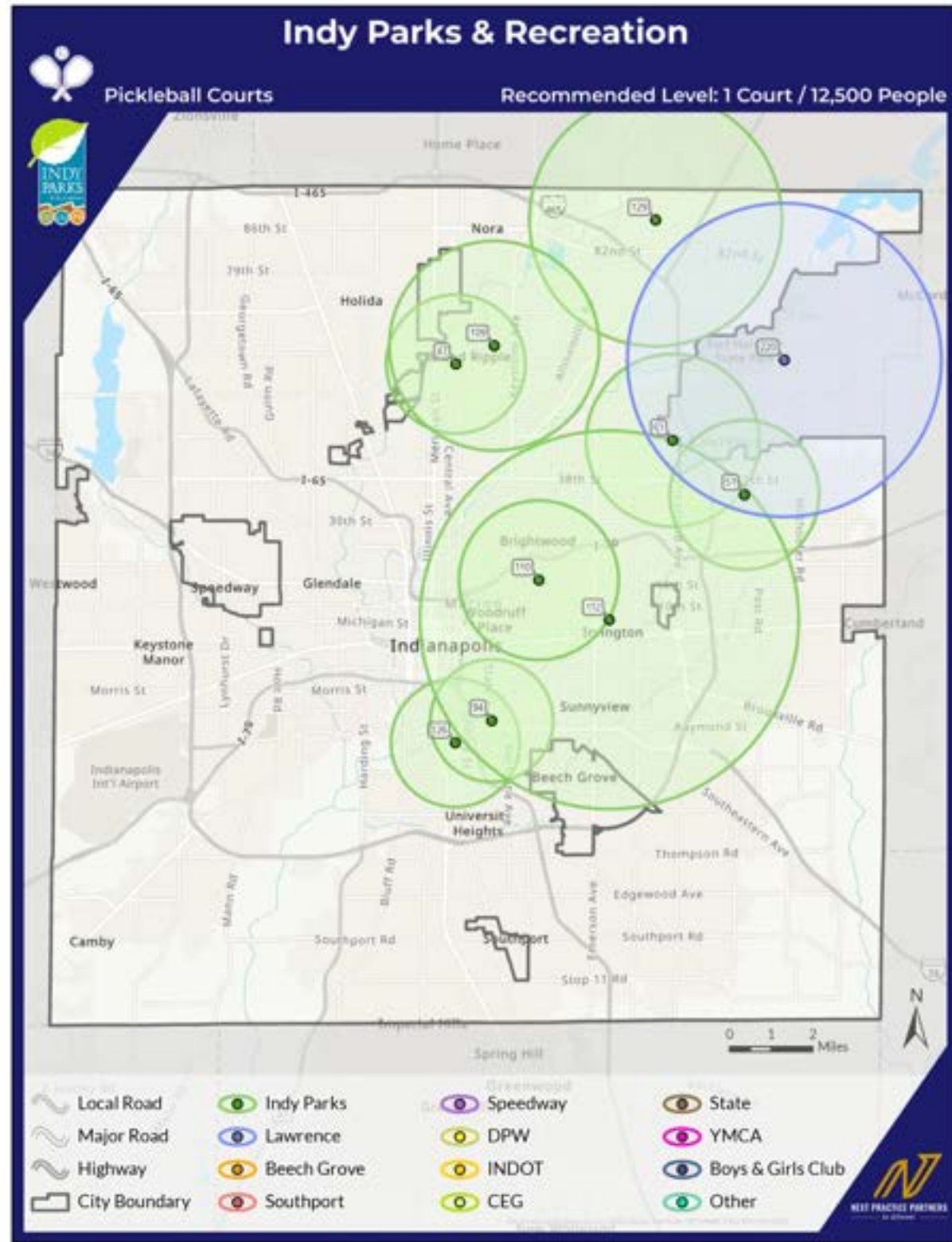


### RECTANGULAR FIELDS

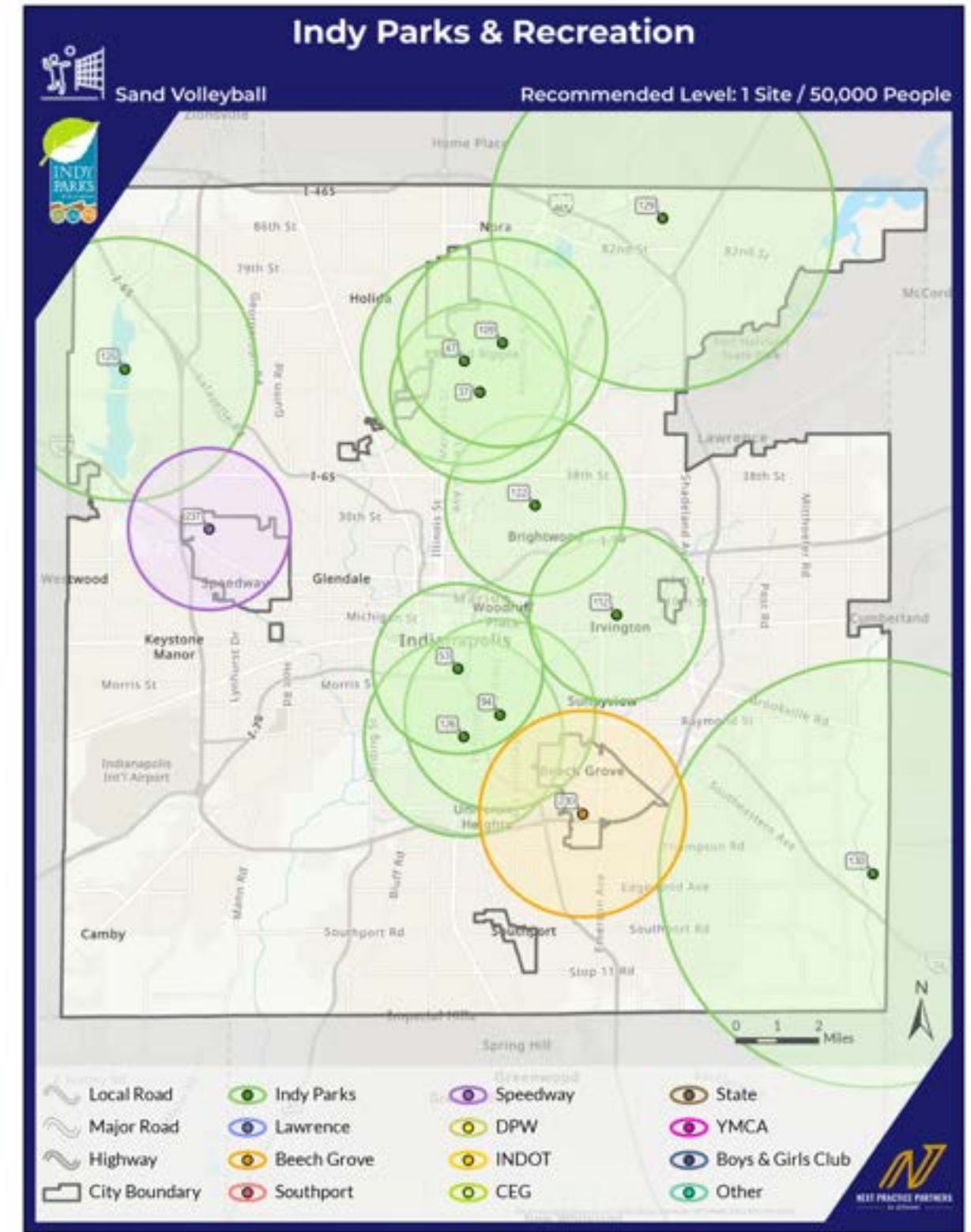




### PICKLEBALL COURTS

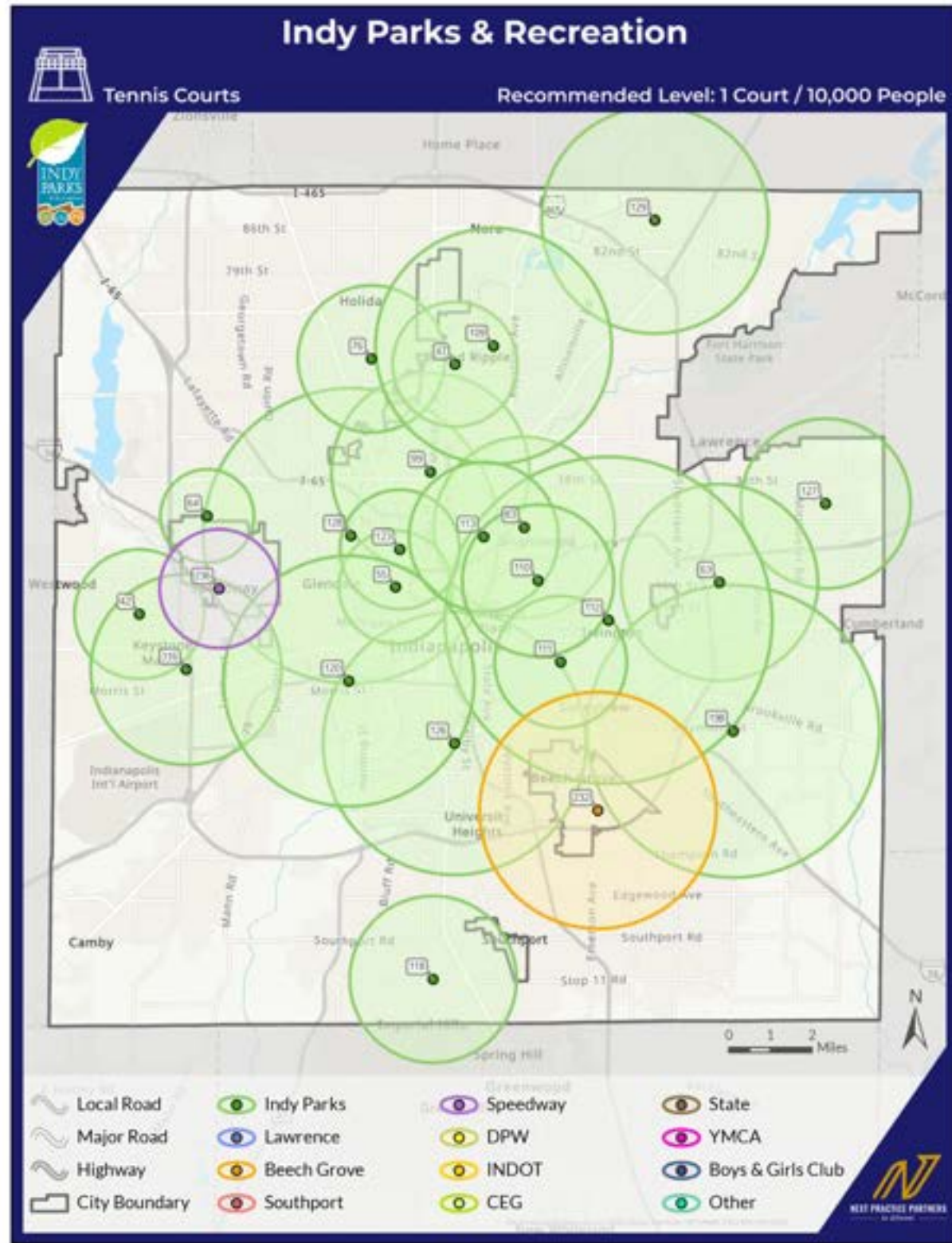


### SAND VOLLEYBALL COURTS

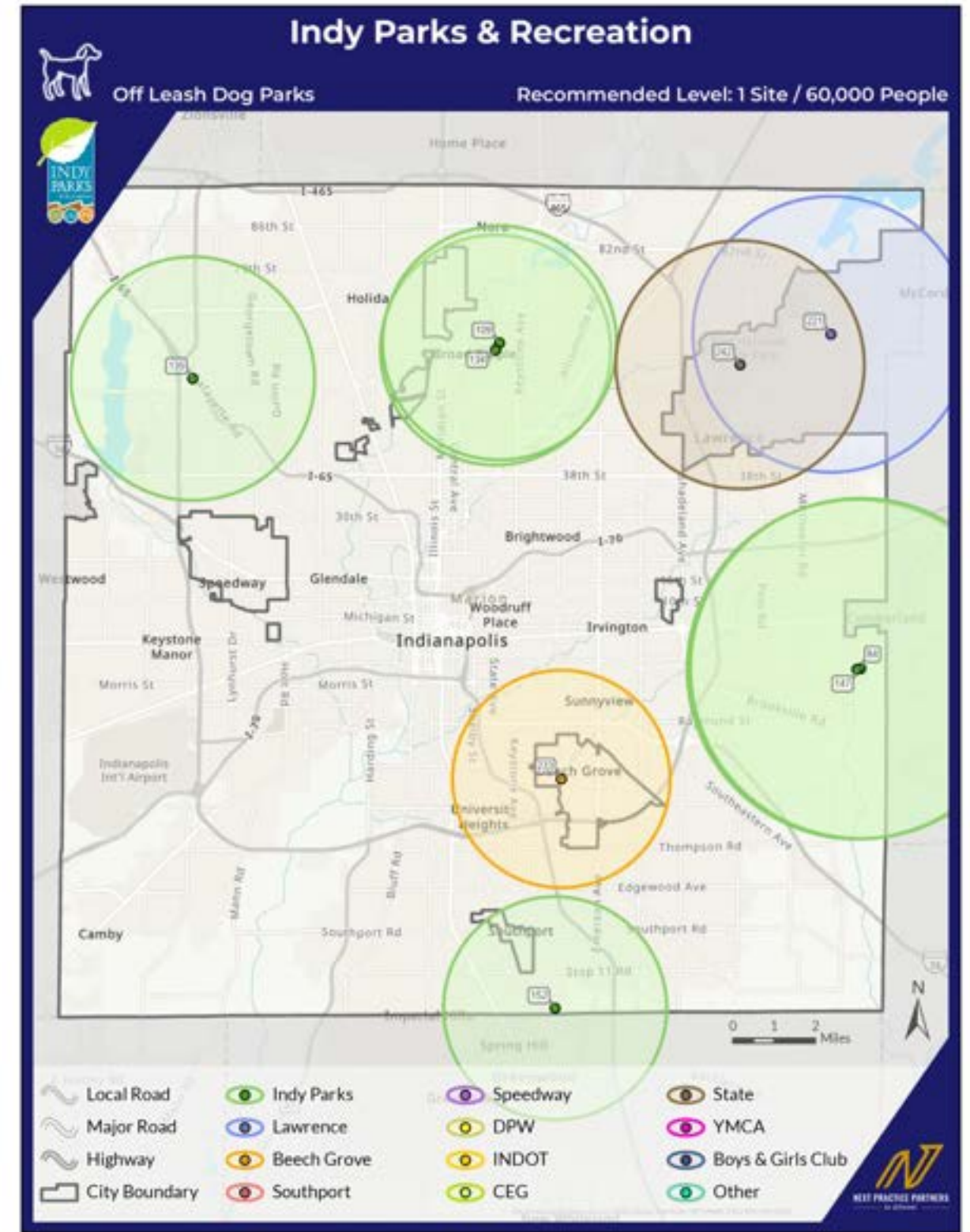




# TENNIS COURTS

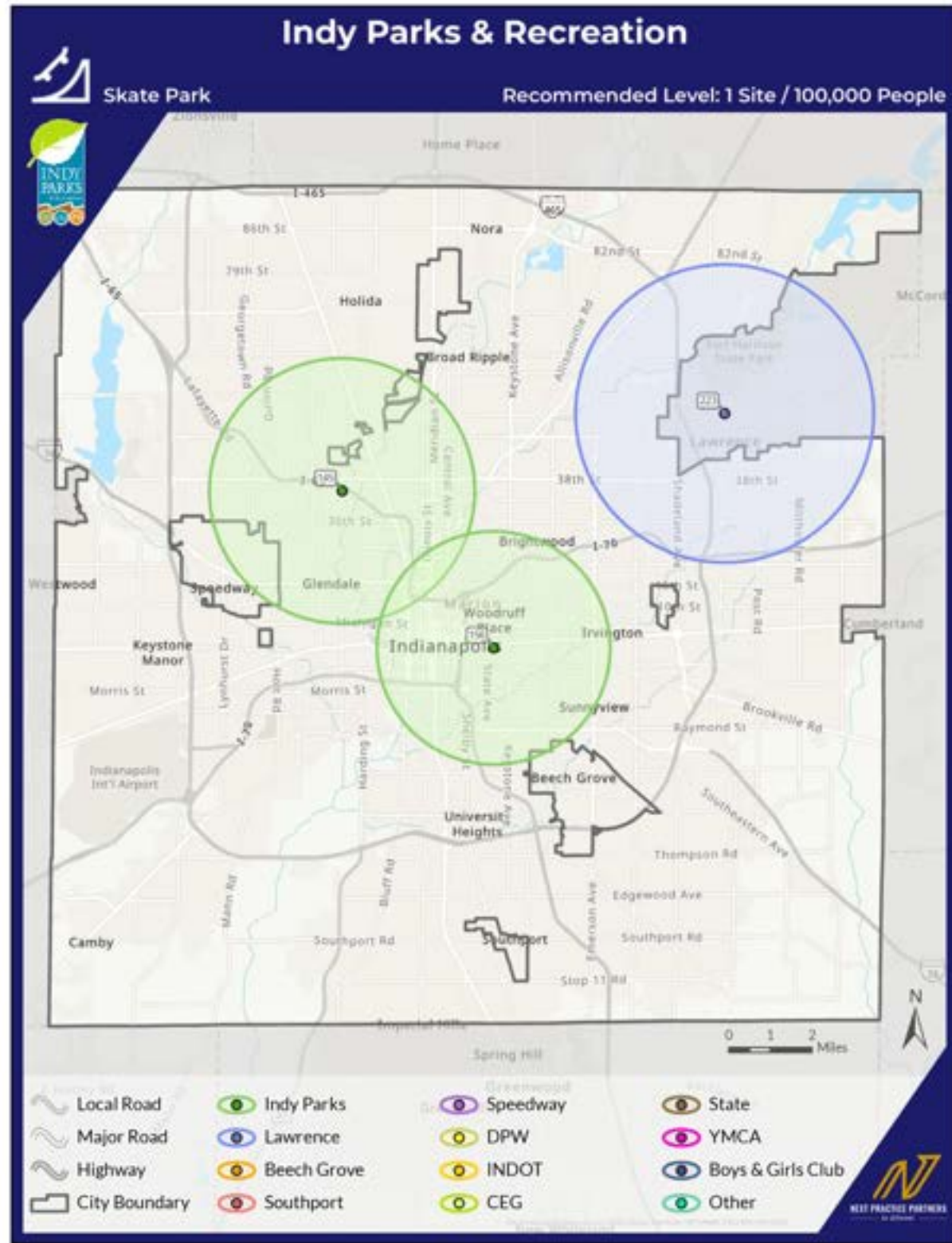


# OFF LEASH DOG PARKS

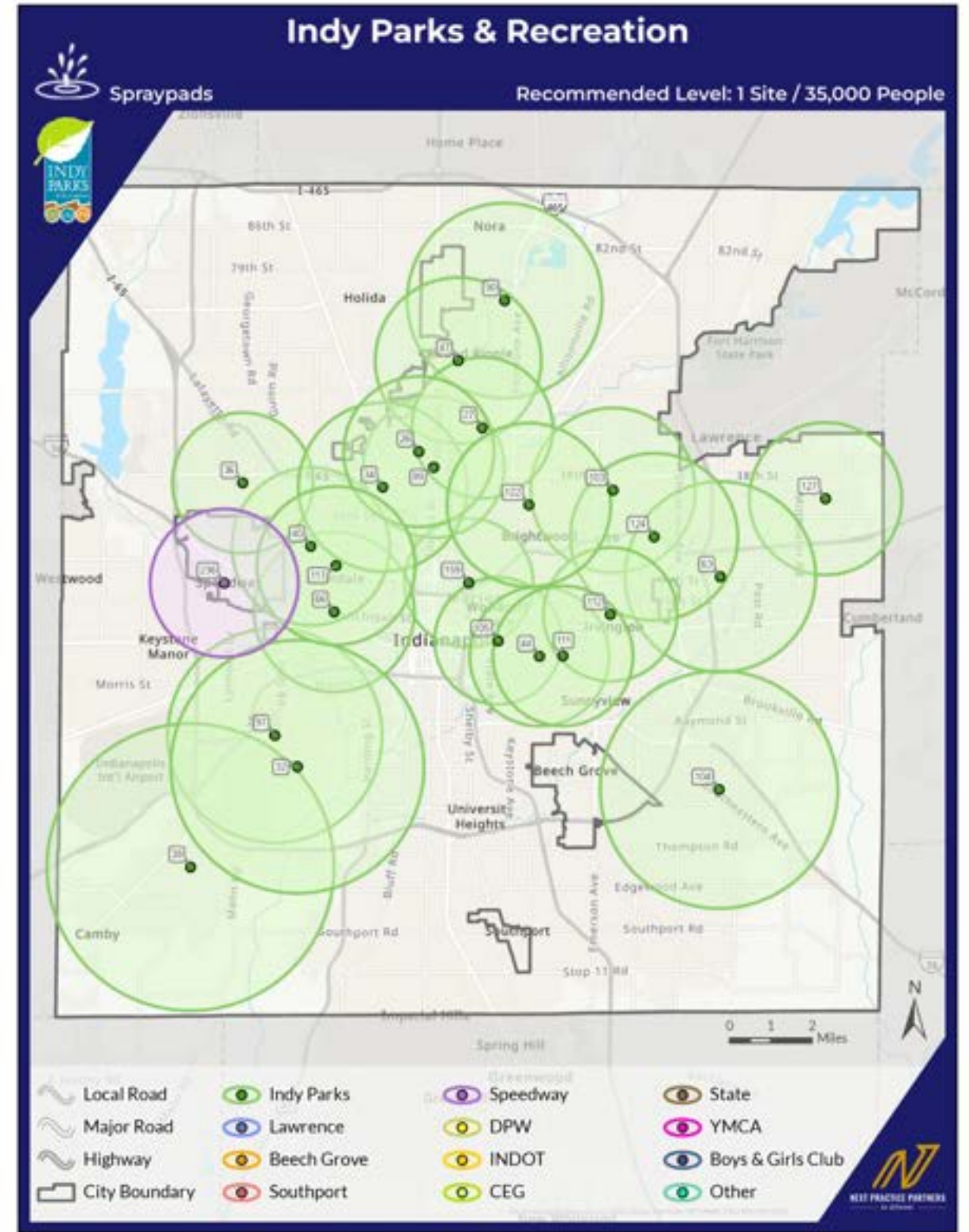




# SKATE PARKS

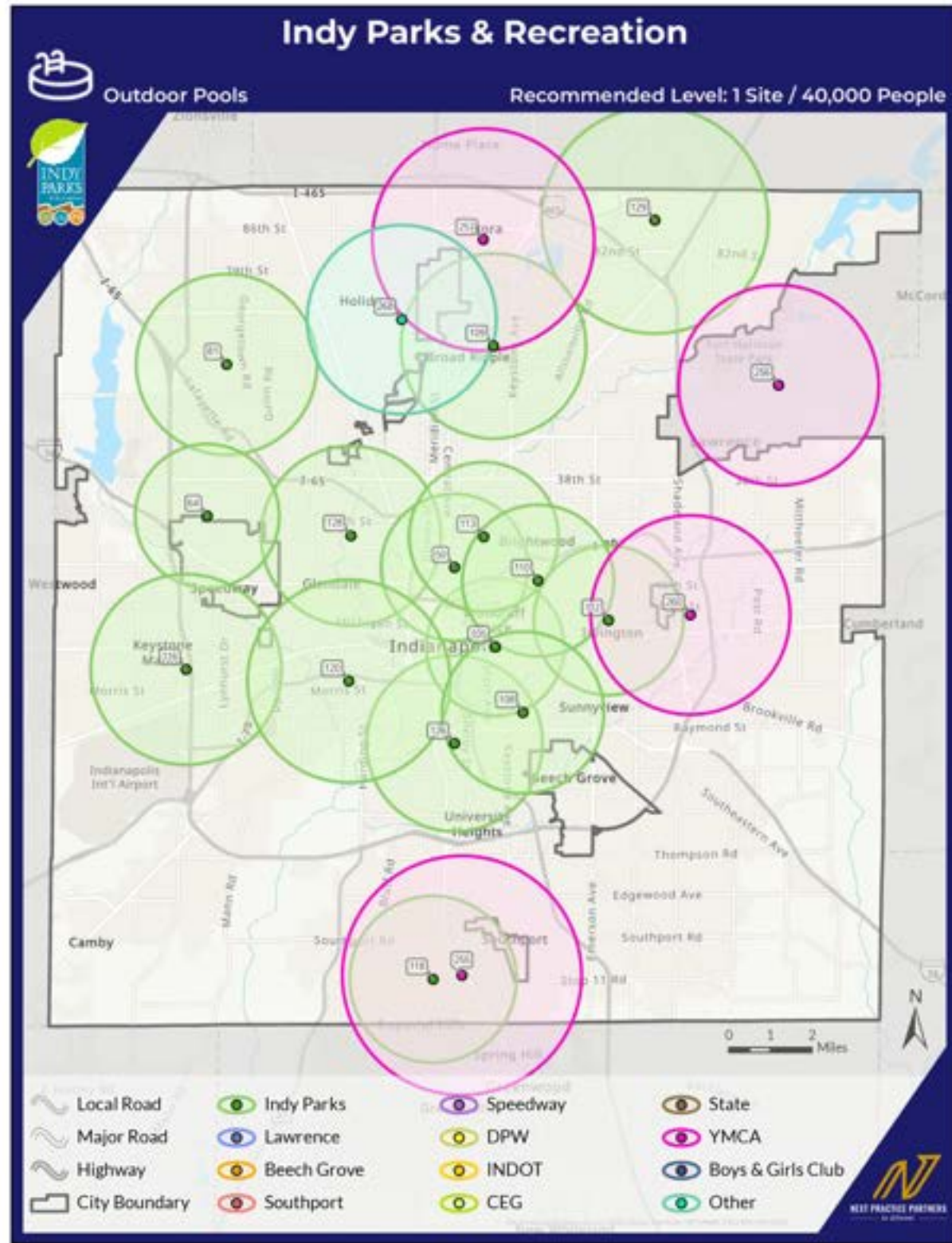


# SPRAY PADS

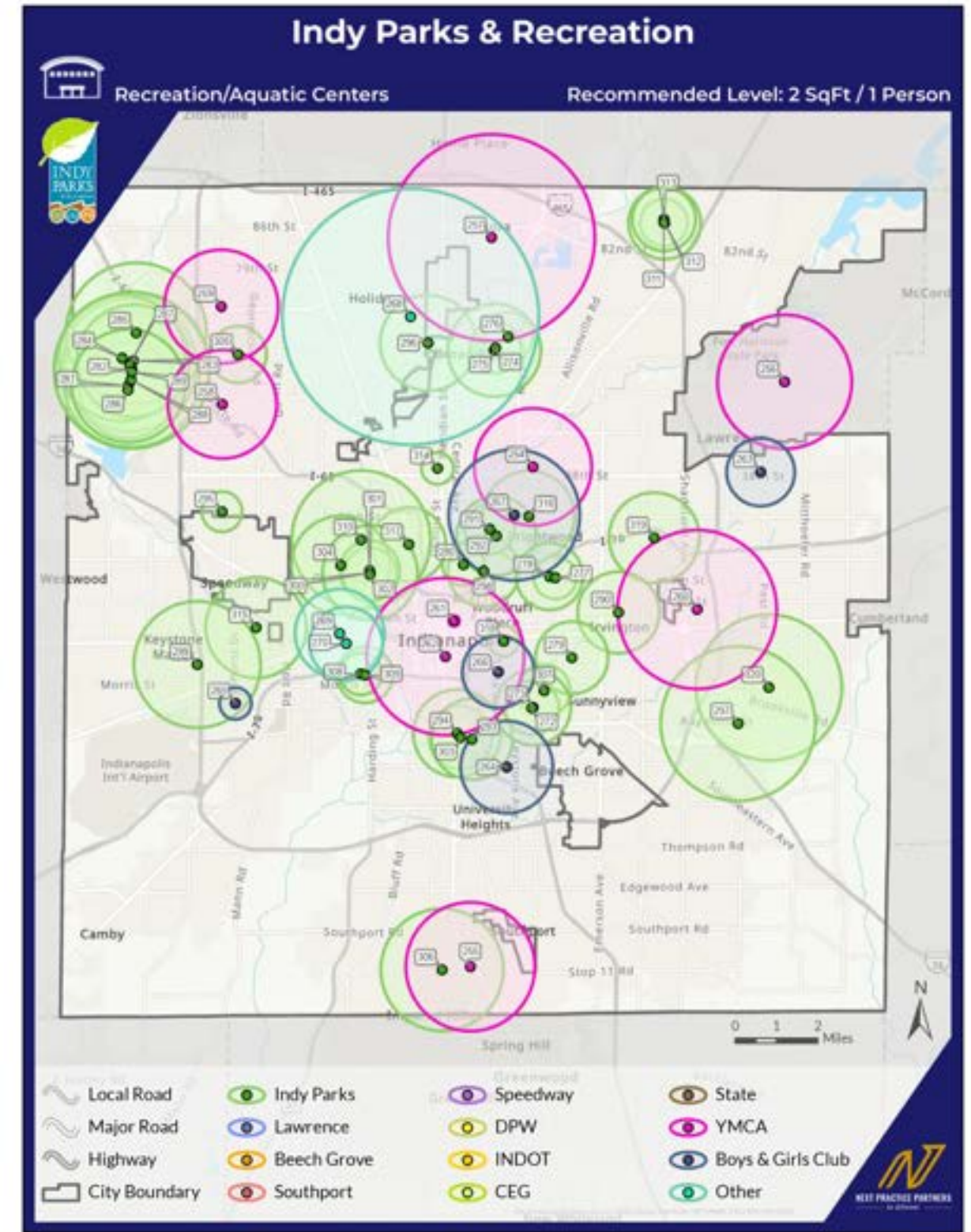




# OUTDOOR POOLS



# INDOOR RECREATION / AQUATIC CENTERS





## LIST OF PARKS

Location #	Location Name	Owner	Type
1	Alice Carter Place	Indy Parks	Mini Parks
2	Brightwood Park	Indy Parks	Mini Parks
3	Broadway & 29th Park	Indy Parks	Mini Parks
4	Cancer Survivors Park	Indy Parks	Mini Parks
5	Centennial & 20th Park	Indy Parks	Mini Parks
6	Commons Park	Indy Parks	Mini Parks
7	DeQuincy Park	Indy Parks	Mini Parks
8	Emhardt Park	Indy Parks	Mini Parks
9	Finch Park	Indy Parks	Mini Parks
10	Frank Young Park	Indy Parks	Mini Parks
11	Highway Parcel #15	Indy Parks	Mini Parks
12	Hot Shot Tot Lot	Indy Parks	Mini Parks
13	Little Valley Park	Indy Parks	Mini Parks
14	McCarty Triangle Park	Indy Parks	Mini Parks
15	McCord Park	Indy Parks	Mini Parks
16	Orange Park	Indy Parks	Mini Parks
17	Patricia Park	Indy Parks	Mini Parks
18	Peace Park	Indy Parks	Mini Parks
19	Porter Playfield	Indy Parks	Mini Parks
20	Ringgold Park	Indy Parks	Mini Parks
21	Sexson Park	Indy Parks	Mini Parks
22	Stacy Park	Indy Parks	Mini Parks
23	Talley Park	Indy Parks	Mini Parks
24	Acton Park	Indy Parks	Neighborhood Parks
25	Al E. Polin Park	Indy Parks	Neighborhood Parks
26	Andrew Ramsey Park	Indy Parks	Neighborhood Parks
27	Arsenal Park	Indy Parks	Neighborhood Parks
28	Babe Denny Park	Indy Parks	Neighborhood Parks
29	Barton Park	Indy Parks	Neighborhood Parks
30	Basswood Park	Indy Parks	Neighborhood Parks
31	Beckwith Memorial Park	Indy Parks	Neighborhood Parks
32	Bel Aire Park	Indy Parks	Neighborhood Parks
33	Bellamy Park	Indy Parks	Neighborhood Parks
34	Bertha Ross Park	Indy Parks	Neighborhood Parks
35	Bluff Park	Indy Parks	Neighborhood Parks
36	Bowman Park	Indy Parks	Neighborhood Parks
37	Canterbury Park	Indy Parks	Neighborhood Parks
38	Carroll Road & 42nd Street Park	Indy Parks	Neighborhood Parks
39	Carson Park	Indy Parks	Neighborhood Parks
40	Centennial & Groff Park	Indy Parks	Neighborhood Parks
41	Century Park	Indy Parks	Neighborhood Parks
42	Chapel Hill Park	Indy Parks	Neighborhood Parks
43	Christina Oaks Park	Indy Parks	Neighborhood Parks
44	Clayton & LaSalle Park	Indy Parks	Neighborhood Parks
45	Colorado & 29th Park	Indy Parks	Neighborhood Parks
46	Copper Grove	Indy Parks	Neighborhood Parks
47	Dan Wakefield Park	Indy Parks	Neighborhood Parks
48	Denver Park	Indy Parks	Neighborhood Parks
49	Doris Cowherd Park	Indy Parks	Neighborhood Parks
50	Dr. Martin Luther King Jr Park	Indy Parks	Neighborhood Parks
51	Dubarry Park	Indy Parks	Neighborhood Parks
52	Eagle Highlands Neighborhood Park	Indy Parks	Neighborhood Parks
53	Edna Balz Lacy Park	Indy Parks	Neighborhood Parks
54	Elwood & Mary Black Park	Indy Parks	Neighborhood Parks
55	Ensign Graham Edward Martin Park	Indy Parks	Neighborhood Parks
56	Faculty Park	Indy Parks	Neighborhood Parks

Location #	Location Name	Owner	Type
57	Fall Creek & 30th Park	Indy Parks	Neighborhood Parks
58	Five Points & Edgewood Park	Indy Parks	Neighborhood Parks
59	Forest Manor Park	Indy Parks	Neighborhood Parks
60	Franklin Township Community Park	Indy Parks	Neighborhood Parks
61	Gardner Park	Indy Parks	Neighborhood Parks
62	Gateway West Park	Indy Parks	Neighborhood Parks
63	Greene Park	Indy Parks	Neighborhood Parks
64	Gustafson Park	Indy Parks	Neighborhood Parks
65	Hanover North Park	Indy Parks	Neighborhood Parks
66	Haughville Park	Indy Parks	Neighborhood Parks
67	Hawthorne Park	Indy Parks	Neighborhood Parks
68	Hendricks Park	Indy Parks	Neighborhood Parks
69	High School and B&O Trail	Indy Parks	Neighborhood Parks
70	Highland Park	Indy Parks	Neighborhood Parks
71	Highwoods Park	Indy Parks	Neighborhood Parks
72	Indianola Park	Indy Parks	Neighborhood Parks
73	Jackson Bells Run	Indy Parks	Neighborhood Parks
74	James Foster Gaines Park	Indy Parks	Neighborhood Parks
75	John Ed Park	Indy Parks	Neighborhood Parks
76	Juan Solomon Park	Indy Parks	Neighborhood Parks
77	Kelly Park	Indy Parks	Neighborhood Parks
78	Lentz Park	Indy Parks	Neighborhood Parks
79	Monon Acres Park	Indy Parks	Neighborhood Parks
80	Moreland Park	Indy Parks	Neighborhood Parks
81	Northwestway Park	Indy Parks	Neighborhood Parks
82	Olin Park	Indy Parks	Neighborhood Parks
83	Oscar Charleston Park	Indy Parks	Neighborhood Parks
84	Paul Ruster Park	Indy Parks	Neighborhood Parks
85	Red Maple	Indy Parks	Neighborhood Parks
86	Retherford Park	Indy Parks	Neighborhood Parks
87	Rev. Charles R. Williams Park	Indy Parks	Neighborhood Parks
88	Rev. Mozel Sanders Park	Indy Parks	Neighborhood Parks
89	Ridenour Park	Indy Parks	Neighborhood Parks
90	Riverwood Park	Indy Parks	Neighborhood Parks
91	Robey Park	Indy Parks	Neighborhood Parks
92	Roselawn Park	Indy Parks	Neighborhood Parks
93	Ross Claypool Park	Indy Parks	Neighborhood Parks
94	Sandorf Park	Indy Parks	Neighborhood Parks
95	Southside Park	Indy Parks	Neighborhood Parks
96	Spades Park	Indy Parks	Neighborhood Parks
97	Stout Field Park	Indy Parks	Neighborhood Parks
98	Stringtown Park	Indy Parks	Neighborhood Parks
99	Tarkington Park	Indy Parks	Neighborhood Parks
100	Thompson Park	Indy Parks	Neighborhood Parks
101	Tolin-Akeman Park	Indy Parks	Neighborhood Parks
102	Virginia Lee O'Brien Park	Indy Parks	Neighborhood Parks
103	Wes Montgomery Park	Indy Parks	Neighborhood Parks
104	Wildwood Park	Indy Parks	Neighborhood Parks
105	Willard Park	Indy Parks	Neighborhood Parks
106	WISH Park	Indy Parks	Neighborhood Parks
107	Wolf Run Park	Indy Parks	Neighborhood Parks
108	Stanley Strader Park	Indy Parks	Community Parks
109	Broad Ripple Park	Indy Parks	Community Parks
110	Brookside Park	Indy Parks	Community Parks
111	Christian Park	Indy Parks	Community Parks
112	Ellenberger Park	Indy Parks	Community Parks



Location #	Location Name	Owner	Type
113	Frederick Douglass Park	Indy Parks	Community Parks
114	Holiday Park	Indy Parks	Community Parks
115	JTV Hill Park	Indy Parks	Community Parks
116	Krannert Park	Indy Parks	Community Parks
117	Municipal Gardens	Indy Parks	Community Parks
118	Perry Park	Indy Parks	Community Parks
119	Pride Park	Indy Parks	Community Parks
120	Rhodus Park	Indy Parks	Community Parks
121	Thatcher Park	Indy Parks	Community Parks
122	Washington Park	Indy Parks	Community Parks
123	Watkins Park	Indy Parks	Community Parks
124	Windsor Village Park	Indy Parks	Community Parks
125	Eagle Creek Park	Indy Parks	Regional Parks
126	Garfield Park	Indy Parks	Regional Parks
127	Grassy Creek Regional Park	Indy Parks	Regional Parks
128	Riverside Regional Park	Indy Parks	Regional Parks
129	Sahm Park	Indy Parks	Regional Parks
130	Southeastway Park	Indy Parks	Regional Parks
131	Southwestway Park	Indy Parks	Regional Parks
132	21st and Tibbs Community Gardens	Indy Parks	Special Use Sites
133	Boulevard Station	Indy Parks	Special Use Sites
134	Broad Ripple Dog Park	Indy Parks	Special Use Sites
135	Eagle Creek Dog Park	Indy Parks	Special Use Sites
136	Public Greens	Indy Parks	Special Use Sites
137	Indianapolis Art Center Canoe Launch	Indy Parks	Special Use Sites
138	Indy Island Indoor Aquatics Ctr	Indy Parks	Special Use Sites
139	Indy Urban Acres Park	Indy Parks	Special Use Sites
140	Iron Skillet - Restaurant	Indy Parks	Special Use Sites
141	Kennedy-King Park Center	Indy Parks	Special Use Sites
142	Lake Indy - Boating	Indy Parks	Special Use Sites
143	BRICS (Broad Ripple Ice Cream Shop)	Indy Parks	Special Use Sites
144	Major Taylor-BMX Track	Indy Parks	Special Use Sites
145	Major Taylor-Skate Park	Indy Parks	Special Use Sites
146	Mayor's Garden	Indy Parks	Special Use Sites
147	Paul Ruster Dog Park	Indy Parks	Special Use Sites
148	Ranger Station at Nobel Place	Indy Parks	Special Use Sites
149	Indianapolis Parks Alliance	Indy Parks	Special Use Sites
150	Riverside Adventure Park	Indy Parks	Special Use Sites
151	Shadeland Maintenance Facility	Indy Parks	Special Use Sites
152	Smock Dog Park	Indy Parks	Special Use Sites
153	Soap Box Derby Hill	Indy Parks	Special Use Sites
154	South Street Square Park	Indy Parks	Special Use Sites
155	Town Run Trail Park - Mtn Biking	Indy Parks	Special Use Sites
156	Willard Skate Park	Indy Parks	Special Use Sites
157	Central Green	Indy Parks	Sports Complex
158	Chuck Klein Sports Complex	Indy Parks	Sports Complex
159	Frank and Judy O'Bannon Soccer Fld.	Indy Parks	Sports Complex
160	Indianapolis World Sports Park	Indy Parks	Sports Complex
161	Kuntz Soccer & Sports Complex	Indy Parks	Sports Complex
162	Major Taylor Cycloplex	Indy Parks	Sports Complex
163	Randy Shambaugh Baseball Park	Indy Parks	Sports Complex
164	Warren Township Little League	Indy Parks	Sports Complex
165	Coffin Golf Course	Indy Parks	Golf Courses
166	Eagle Creek Golf Course	Indy Parks	Golf Courses
167	Frederick Douglass Golf Course	Indy Parks	Golf Courses
168	Pleasant Run Golf Course	Indy Parks	Golf Courses

Location #	Location Name	Owner	Type
169	Riverside Golf Academy	Indy Parks	Golf Courses
170	Sahm Golf Course	Indy Parks	Golf Courses
171	Sarah Shank Golf Course	Indy Parks	Golf Courses
172	Smock Golf Course	Indy Parks	Golf Courses
173	South Grove Golf Course	Indy Parks	Golf Courses
174	Thatcher Golf Course	Indy Parks	Golf Courses
175	Whispering Hills Golf Course	Indy Parks	Golf Courses
176	Winding River Golf Course	Indy Parks	Golf Courses
177	Blickman Trail	Indy Parks	Natural Resource Area
178	Cloverleaf Conservation Area	Indy Parks	Natural Resource Area
179	Dollar Hide Creek Park	Indy Parks	Natural Resource Area
180	Fall Creek Pkwy Preserve	Indy Parks	Natural Resource Area
181	Fall Creek Trail at Geist Dam	Indy Parks	Natural Resource Area
182	Fox Hill Manor	Indy Parks	Natural Resource Area
183	Franklin & 38th Park	Indy Parks	Natural Resource Area
184	Friedman Park	Indy Parks	Natural Resource Area
185	Glenns Valley Nature Park	Indy Parks	Natural Resource Area
186	Grassy Creek Wood Conservation Area	Indy Parks	Natural Resource Area
187	Gray Park	Indy Parks	Natural Resource Area
188	Griffin Woods	Indy Parks	Natural Resource Area
189	Iron Gate Conservation Area	Indy Parks	Natural Resource Area
190	Kitley & Troy Park	Indy Parks	Natural Resource Area
191	Kitley Woods	Indy Parks	Natural Resource Area
192	Lake Sullivan	Indy Parks	Natural Resource Area
193	Lappin Way	Indy Parks	Natural Resource Area
194	Marott Park	Indy Parks	Natural Resource Area
195	Mentor Park	Indy Parks	Natural Resource Area
196	North Broad Ripple Park	Indy Parks	Natural Resource Area
197	Ravenswood Overlook Park	Indy Parks	Natural Resource Area
198	Raymond Park	Indy Parks	Natural Resource Area
199	Seerley Creek Park	Indy Parks	Natural Resource Area
200	Skiles Test Nature Park	Indy Parks	Natural Resource Area
201	Stable Chase Nature Sanctuary	Indy Parks	Natural Resource Area
202	Stamm Park	Indy Parks	Natural Resource Area
203	Upper Fall Creek Loop Trail	Indy Parks	Natural Resource Area
204	Watson Road Bird Preserve	Indy Parks	Natural Resource Area
205	Woollens Gardens	Indy Parks	Natural Resource Area
206	Wright's Fields	Indy Parks	Natural Resource Area
207	Brookside Memorial Grove	Indy Parks	Historical and Cultural Features
208	Brown's Corner	Indy Parks	Historical and Cultural Features
209	Crows Nest Entrance	Indy Parks	Historical and Cultural Features
210	Garfield Memorial Grove	Indy Parks	Historical and Cultural Features
211	George E. Kessler Park	Indy Parks	Historical and Cultural Features
212	Irvington Circle	Indy Parks	Historical and Cultural Features
213	Kin Hubbard Memorial	Indy Parks	Historical and Cultural Features
214	Municipal Gardens Memorial Grove	Indy Parks	Historical and Cultural Features
215	Presidential Place	Indy Parks	Historical and Cultural Features
216	Woodruff Place Esplanades	Indy Parks	Historical and Cultural Features
217	Oaklandon Play Park	Lawrence	Mini Parks
218	Alexander Park	Lawrence	Neighborhood Parks
219	Explorer Park	Lawrence	Neighborhood Parks
220	Lee Road Park	Lawrence	Neighborhood Parks
221	Louis J Jenn Memorial Park	Lawrence	Neighborhood Parks
222	Richardt Park	Lawrence	Neighborhood Parks
223	Lawrence Community Park	Lawrence	Community Parks
225	Eugene Burns Football Park	Lawrence	Special Use Sites



Location #	Location Name	Owner	Type
226	Fort Ben Cultural Campus	Lawrence	Special Use Sites
227	Veteran's Memorial Park	Lawrence	Special Use Sites
228	Bragdon Wetlands Park	Lawrence	Natural Resource Area
229	Fall Creek Park	Lawrence	Natural Resource Area
230	Don Challis Park	Beech Grove	Mini Parks
231	Hartman Park	Beech Grove	Neighborhood Parks
232	Hornet Park	Beech Grove	Neighborhood Parks
233	Sarah T. Bolton Park	Beech Grove	Neighborhood Parks
235	Southport Park	Southport	Neighborhood Parks
236	Leonard Park	Speedway	Neighborhood Parks
237	Meadowood Park	Speedway	Neighborhood Parks
238	Canal Walk	DPW	Special Use Sites
239	Pogues Run Art and Nature Park	DPW	Special Use Sites
240	American Legion Mall	State	Historical and Cultural Features
241	Eiteljorg Museum	State	Historical and Cultural Features
242	Ft Harrison State Park	State	Historical and Cultural Features
243	IMAX Theatre	State	Historical and Cultural Features
244	Indiana War Memorial	State	Historical and Cultural Features
245	Indianapolis Zoo	State	Historical and Cultural Features
246	Military Park	State	Historical and Cultural Features
247	Monument Circle	State	Historical and Cultural Features
248	Nat'l Institute for Fitness	State	Historical and Cultural Features
249	NCAA HQ	State	Historical and Cultural Features
250	University Park	State	Historical and Cultural Features
251	Veteran's Memorial Plaza	State	Historical and Cultural Features
252	Victory Field (Indians Baseball)	State	Historical and Cultural Features
253	White River State Park HQ	State	Historical and Cultural Features
254	YMCA (Avondale Meadows)	YMCA	Recreation/Aquatic Centers (Square Feet)
255	YMCA (Baxter)	YMCA	Recreation/Aquatic Centers (Square Feet)
256	YMCA (Benjamin Harrison)	YMCA	Recreation/Aquatic Centers (Square Feet)
257	YMCA (Jordan)	YMCA	Recreation/Aquatic Centers (Square Feet)
258	YMCA (Lafayette Road)	YMCA	Recreation/Aquatic Centers (Square Feet)
259	YMCA (Pike)	YMCA	Recreation/Aquatic Centers (Square Feet)
260	YMCA (Ransburg)	YMCA	Recreation/Aquatic Centers (Square Feet)
261	YMCA (The Athenaeum)	YMCA	Recreation/Aquatic Centers (Square Feet)
262	YMCA City Way	YMCA	Recreation/Aquatic Centers (Square Feet)
263	Finish Line Boys & Girls Club	Boys & Girls Club	Recreation/Aquatic Centers (Square Feet)
264	Keenan-Stahl Boys & Girls Club	Boys & Girls Club	Recreation/Aquatic Centers (Square Feet)
265	LeGore Boys & Girls Club	Boys & Girls Club	Recreation/Aquatic Centers (Square Feet)
266	Lilly Boys & Girls Club	Boys & Girls Club	Recreation/Aquatic Centers (Square Feet)
267	Wheeler-Dowe Boys & Girls Club	Boys & Girls Club	Recreation/Aquatic Centers (Square Feet)
268	Arthur M. Glick Jewish Community Center	Other	Recreation/Aquatic Centers (Square Feet)
269	Hawthorne Community Center	Other	Recreation/Aquatic Centers (Square Feet)
270	Washington Community School Pool	Other	Recreation/Aquatic Centers (Square Feet)
271	White Owl Nature Sanctuary	Other	Recreation/Aquatic Centers (Square Feet)
272	Stanley Strader Park (Bath House)	Indy Parks	Recreation/Aquatic Centers (Square Feet)
273	Stanley Strader Park (Family Center)	Indy Parks	Recreation/Aquatic Centers (Square Feet)
274	Broad Ripple Park (Bath House)	Indy Parks	Recreation/Aquatic Centers (Square Feet)
275	Broad Ripple Park (Family Center)	Indy Parks	Recreation/Aquatic Centers (Square Feet)
276	Broad Ripple Park (Old LS Bldg)	Indy Parks	Recreation/Aquatic Centers (Square Feet)
277	Brookside Park (Bath House)	Indy Parks	Recreation/Aquatic Centers (Square Feet)
278	Brookside Park (Family Center)	Indy Parks	Recreation/Aquatic Centers (Square Feet)
279	Christian Park (Family Center)	Indy Parks	Recreation/Aquatic Centers (Square Feet)
280	Dr. Martin Luther King Park (Bath House)	Indy Parks	Recreation/Aquatic Centers (Square Feet)
281	Eagle Creek Park (Beach Bath House)	Indy Parks	Recreation/Aquatic Centers (Square Feet)
282	Eagle Creek Park (Earth Discovery Center)	Indy Parks	Recreation/Aquatic Centers (Square Feet)

Location #	Location Name	Owner	Type
283	Eagle Creek Park (EELs Bldg)	Indy Parks	Recreation/Aquatic Centers (Square Feet)
284	Eagle Creek Park (Marina Retreat)	Indy Parks	Recreation/Aquatic Centers (Square Feet)
285	Eagle Creek Park (Ornithology Center)	Indy Parks	Recreation/Aquatic Centers (Square Feet)
286	Eagle Creek Park (Park Office)	Indy Parks	Recreation/Aquatic Centers (Square Feet)
287	Eagle Creek Park (Peace Learning Center)	Indy Parks	Recreation/Aquatic Centers (Square Feet)
288	Eagle Creek Park (Rowing Center)	Indy Parks	Recreation/Aquatic Centers (Square Feet)
289	Earth Discovery Center - Eagle Creek Park	Indy Parks	Recreation/Aquatic Centers (Square Feet)
290	Ellenberger Park (Center + Bath)	Indy Parks	Recreation/Aquatic Centers (Square Feet)
291	Frederick Douglass Park (Bath House)	Indy Parks	Recreation/Aquatic Centers (Square Feet)
292	Frederick Douglass Park (Family Center)	Indy Parks	Recreation/Aquatic Centers (Square Feet)
293	Garfield Park (Conservatory)	Indy Parks	Recreation/Aquatic Centers (Square Feet)
294	Garfield Park (Family Center + Bath)	Indy Parks	Recreation/Aquatic Centers (Square Feet)
295	Gustafson Park (Bath House)	Indy Parks	Recreation/Aquatic Centers (Square Feet)
296	Holiday Park (Nature Center)	Indy Parks	Recreation/Aquatic Centers (Square Feet)
297	Indy Island - Raymond Park	Indy Parks	Recreation/Aquatic Centers (Square Feet)
298	JTV Hill	Indy Parks	Recreation/Aquatic Centers (Square Feet)
299	Krannert Family Center/Pool	Indy Parks	Recreation/Aquatic Centers (Square Feet)
300	Kuntz Soccer Stadium (Bleachers)	Indy Parks	Recreation/Aquatic Centers (Square Feet)
301	Kuntz Soccer Stadium (Concession)	Indy Parks	Recreation/Aquatic Centers (Square Feet)
302	Kuntz Soccer Stadium (Offices)	Indy Parks	Recreation/Aquatic Centers (Square Feet)
303	Garfield Park (Arts Center)	Indy Parks	Recreation/Aquatic Centers (Square Feet)
304	Municipal Gardens Family Center	Indy Parks	Recreation/Aquatic Centers (Square Feet)
305	Northwestway Park (Bath House)	Indy Parks	Recreation/Aquatic Centers (Square Feet)
306	Perry Park (Building)	Indy Parks	Recreation/Aquatic Centers (Square Feet)
307	Pride Park (Building)	Indy Parks	Recreation/Aquatic Centers (Square Feet)
308	Rhodus Park (Bath House)	Indy Parks	Recreation/Aquatic Centers (Square Feet)
309	Rhodus Park (Family Center)	Indy Parks	Recreation/Aquatic Centers (Square Feet)
310	Riverside Regional Park (Family Center + Bath)	Indy Parks	Recreation/Aquatic Centers (Square Feet)
311	Sahm Park (Aquatic Concession Bldg)	Indy Parks	Recreation/Aquatic Centers (Square Feet)
312	Sahm Park (Bath House)	Indy Parks	Recreation/Aquatic Centers (Square Feet)
313	Sahm Park (Corporate Shelter)	Indy Parks	Recreation/Aquatic Centers (Square Feet)
314	Tarkington Park (Coffee Shop & Restrooms)	Indy Parks	Recreation/Aquatic Centers (Square Feet)
315	Thatcher Park (Building)	Indy Parks	Recreation/Aquatic Centers (Square Feet)
316	Washington Park Family Center	Indy Parks	Recreation/Aquatic Centers (Square Feet)
317	Watkins Family Center	Indy Parks	Recreation/Aquatic Centers (Square Feet)
318	Willard Park (Bath House)	Indy Parks	Recreation/Aquatic Centers (Square Feet)
319	Windsor Village Family Center	Indy Parks	Recreation/Aquatic Centers (Square Feet)
320	World Sports Park	Indy Parks	Recreation/Aquatic Centers (Square Feet)
321	Taggart Memorial Amphitheater	Indy Parks	Historical and Cultural Features
322	Kennedy/King Memorial	Indy Parks	Historical and Cultural Features
323	Ruins at Holiday Park	Indy Parks	Historical and Cultural Features